

2021
Spring

Yonsei University Graduate School

Guideline for Admitted Students



연세대학교
YONSEI UNIVERSITY

Table of Contents

1. Accessing the Graduate School Internet Portal Service	2
2. Printing Admission Certificate	3
3. Tuition Payment Guidelines	4
4. Guidance for Student ID Card Issuance	11
5. Course Registration	13
6. Library Guide	20
7. Yonsei Health Mutual-aid Association	21
8. Application Guidelines for Muak Dormitory	24
9. Visa Issuance for International Students	26
10. Alien Registration and Insurance Policy	30

1. Accessing the Graduate School Internet Portal Service

YONSEI UNIVERSITY GRADUATE SCHOOL

■ Accessing the Graduate School Internet Portal Service (<http://portal.yonsei.ac.kr>)

[Login will be available on 2021. 2. 4.(Thu) after 09:30 a.m.]

1. Go to <http://portal.yonsei.ac.kr>. Move the cursor to "Academic Information System". Click on "Academic Management System (Degree Programs)".

연세포탈서비스
PORTAL SERVICE@YONSEI

학사정보 시스템 행정정보 시스템

주요학사 서비스

학사관리 (등록금 납부) 학부대학원 수강편람조회 학부수강신청

대학원 수강신청 학부대학원 성적평가 조회 학부모 등록금 납부

IT 학사서비스

인터넷 증명서 앱메일 공간대관시스템 대여종합서비스 국제컴퍼스 셔틀버스예약 전자출결

관련 사이트

연세대학교 대표 1599-1885 | 연세의료원 대표 1599-1004 | 연세동문회 대표 (02)365-0631
50 YONSEI-RO, SEODAEMUN-GU, SEOUL, 03722, KOREA
COPYRIGHT(C) 2011 YONSEI UNIVERSITY. ALL RIGHTS RESERVED

2. Type in student ID and Password
(Initial password is the 6 digits of birthdate in YYMMDD order)

YONSEI UNIVERSITY
1885
연세대학교
YONSEI UNIVERSITY

비밀번호 (Password)

로그인

원하는 서비스를 이용하시려면 로그인이 필요합니다.

아이디 찾기 | 임시비밀번호발급 | 로그인 도움말?

- 이용 후 반드시 로그아웃 해주세요!

COPYRIGHT© 2015 YONSEI UNIV. ALL RIGHTS RESERVED.

2. Printing Admission Certificate

YONSEI UNIVERSITY GRADUATE SCHOOL

■ Log in to Graduate School Internet Portal Service (<http://portal.yonsei.ac.kr>)

Click on '학적 (Student Record Management)' menu on left side of the screen -> Click on '증명'
-> On the screen below click '출력'

The screenshot displays the Yonsei University Graduate School Internet Portal Service. The header includes the Yonsei University logo, the text 'YONSEI UNIVERSITY', a user ID '1111111111', a '로그아웃' (Logout) button, a '바로가기' (Bookmark) dropdown, 'English' language options, and a '(구)학사시스템' (Old Academic System) link. The left sidebar contains a '증명' (Certificate) menu with a sub-menu '합격증출력' (Admission Certificate). The main content area shows the '합격증출력' section with a message: '합격증 출력을 원하실 경우, 우측 출력 버튼을 클릭해 주세요.' (If you want to print the admission certificate, please click the print button on the right). A red arrow points to the '출력' (Print) button.

3. Tuition Payment Guidelines

YONSEI UNIVERSITY GRADUATE SCHOOL

I. Tuition Payment

1. Tuition Payment Process

What To Do	Dates and Notes
Select Miscellaneous Fee(s) to Pay	2021. 2. 4.(Thu) 09:30 ~ 2. 5.(Fri) 16:00
↓	<ul style="list-style-type: none">■ Please mark ✓ for a miscellaneous fee(s) you wish to pay at Yonsei Portal Site (http://portal.yonsei.ac.kr), which is possible only during the period stated above. The payment will be made along with the tuition fee during the tuition payment period.
Print Tuition Invoice	2021. 2. 8.(Mon) 09:30 ~ 2. 10.(Wed) 16:00
↓	<ul style="list-style-type: none">■ Go to http://portal.yonsei.ac.kr → Click on "Tuition and Payment" located on the bottom of the page → Login by typing in ID and password → Click "Registration" → Click "Tuition Invoice Print" → Click Inquiry/Registration → Click "Print"
Pay Tuition Fee (and Miscellaneous Fee(s))	2021. 2. 8.(Mon) 09:30 ~ 2. 10.(Wed) 17:00
	<ul style="list-style-type: none">■ Failure to pay tuition and/or other fees during the above period will result to cancellation of admission.■ Tuition can be paid via internet banking, phone banking, ATM transfer and teller transactions from all banks to a designated Woori Bank account.■ We recommend that you complete the payment by 16:00 on the last day before the bank closes in order to avoid any unexpected problems, such as transaction limit excess.<ul style="list-style-type: none">■ ·Tuition Fee Table (reference) : http://www.yonsei.ac.kr/en_sc/admission/tuition.jsp

2. What is Miscellaneous Fees?

A. Overview of Miscellaneous Fees

Item	Amount(KRW)	Paid Semester	Related Association	Contact
Graduate Student Association Fee	11,000	Every semester	Graduate School Student Association	02-2123-3671
	·The association works to enhance the graduate students' welfare and rights. Its main activities include academic supports through special lectures, conferences and more, issuance of a newspaper and the design and distribution of student pocketbook. http://www.gradyonsei.com/			
Student Health Mutual-aid Association Fee	22,500	Every semester	Student Health Mutual-aid Association	Sinchon: 02-2123-3350,2 Wonju: 033-760-5430
	·The association refunds a part of medical and medicine fees paid to any of local hospitals. Those who paid for this fee are also entitled to a discount at Yonsei University Health Service Center. https://healthma.yonsei.ac.kr/			
Yonsei Coop Investment	5,000	1st semester	Yonsei University Coop Goods	02-2123-4038
	·The Coop seeks to improve its unionists' welfare. It grants a Coop scholarship, provides part-time opportunities and pays dividends (if there's a surplus). The investment paid will be returned when the status as a unionist terminates. * Applicable only to the students in Sinchon Campus https://www.yonseicoop.com/			

B. How to Select Miscellaneous Fees

Click "Registration" → Click "Print/Registration" → Click "Miscellaneous Fees Choice" → Click a miscellaneous fee(s) you wish to pay.

C. Note

- 1) Selection and correction of miscellaneous fees is only possible during the designated period. **[2021. 2. 4.(Thu) 09:30 ~ 2. 5.(Fri) 16:00]**
- 2) During the designated period, you can correct the selection of miscellaneous fees after clicking 'Temporary Save'. However, no correction is possible after you click 'Print the Bill'.
- 3) Tuition Waivers and Scholarships do not appear on the menu of 'Miscellaneous Fees Choice'. Please go to the 'Browse/Registration' menu to check on them.

3. How to Pay Tuition

- A. Tuition fee must be transferred to an individually assigned virtual Woori Bank account in one installment.
- 1) Each student gets an individual virtual Woori Bank account number. When the students have transferred money to their virtual Woori Bank account, (even if the name of remitter is different from the student's name) the student will automatically be enrolled.
- B. Credit card payments can only be made by Woori Bank credit cards (debit cards and corporate cards cannot be used).
- ※ Payments can be made at nationwide Woori Bank branches or through the Woori Bank website (<http://card.wooribank.com>). You can call the Woori Bank customer service center at 1588-9955 for further information.
- C. Wire Transfer
- 1) If you are not able to pay tuition fee by any of methods stated above due to some conditions such as living abroad, please pay it by wire transfer.
- 2) Since only one time payment is allowed, please consider the exchange rate and other charges for transferring the money. If the money transferred is more than the tuition fee, the rest will be refunded during your 1st semester.

Bank Information
· Name of Bank(branch) : Woori Bank (Yonsei University branch)
· Recipient : Yonsei University
· Swift Code : hvbkkrsxxx
· Bank Address : 50 Yonsei-ro, Seodaemun-gu, Seoul 120-749, Korea

4. Entrance Fee Waiver

- A. Please refer to the table below for the eligibility. The tuition amount indicated on the invoice reflects the waived amount and is the fee you must submit.
- * Go to <http://portal.yonsei.ac.kr/> → Click on "Tuition and Payment" located on the bottom of the page → Login by typing in ID and password (ID: Your student number; Password: 6 digit date of birth, YYMMDD) → Click "Registration" → Click "Print/Registration" → Click "Browse/Registration" → Click "Print the Bill" and check the amount of entrance fee on the pop-up invoice.
- B. Please contact the graduate school office(tel. 82-2-2123-3229) before you make a payment if you believe the invoice reflects the wrong amount.

Full Waiver	Half Waiver
<ul style="list-style-type: none">■ For those who have been admitted as research program students at Yonsei University Graduate School(YUGS) or who have achieved Master's degree from YUGS AND advance to higher degree program at YUGS.■ For those who have graduated from or are enrolled at YUGS and enter into a different department of YUGS.	<ul style="list-style-type: none">■ For those who have completed research program at or achieved Master's or Doctoral degree from any of professional and/or specialized graduate schools at Yonsei University and enter any one of department of YUGS

5. Verification of Tuition Payment

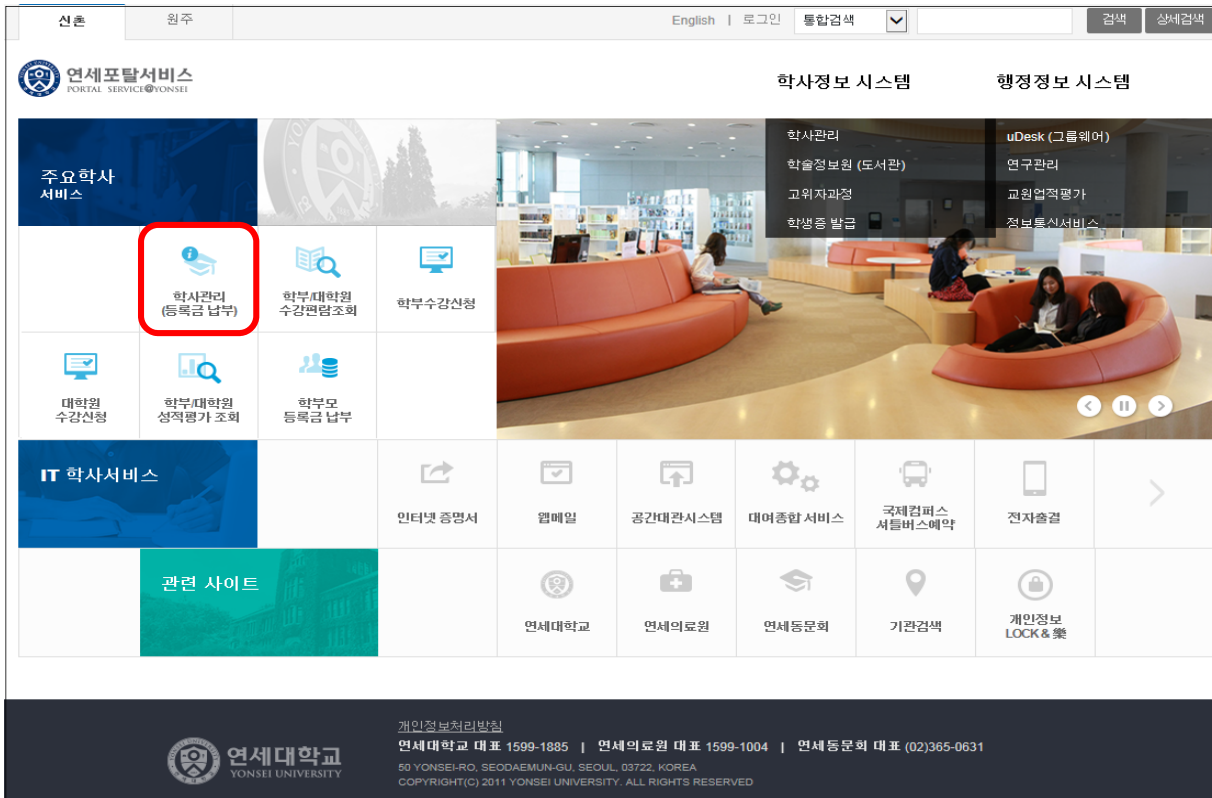
To verify your tuition payment, go to <http://portal.yonsei.ac.kr/> → Click on "Tuition and Payment" located on the bottom of the page → Click "Registration" → Click "Print/Registration" → Click "Print Payment Verification"

6. Entering Personal Bank Information

- A. Please register your personal bank account number to Yonsei Portal website. Your bank information is necessary for granting scholarships, returning the tuition balance and more.
- B. In case the name registered at Portal site and the name of account holder are not exactly the same, you may not be able to enter your bank account number successfully. In that case, please send a copy of your bank book and your student ID card to the Graduate School office (chan0214@yonsei.ac.kr). You can also visit the graduate school office (Stimson Hall 2F, Building No. 502).
- C. How to Register : Go to <http://portal.yonsei.ac.kr/> → Click on "Tuition and Payment" located on the bottom of the page → Log in by typing in ID and password (ID: Your student number, Password: 6 digit date of birth, YYMMDD) → Click "Student Record" → Click "Information" → Click "Personal Data" → Find 계좌정보 and Click "Modify" → Input your bank information → Click "저장" (Save).

Graduate School Tuition Fee Payment Guideline

1. Go to portal.yonsei.ac.kr → Click on "Tuition and Payment" located on the left hand of the page



2. Log In : Typing in ID and password (ID: Your student number, Password: 6 digits of date of birth, YYMMDD)



연세대학교
YONSEI UNIVERSITY

원하는 서비스를 이용하시려면 로그인が必要です.

로그인

아이디 찾기 | 임시비밀번호발급 | 로그인 도움말?

- 이용 후 반드시 로그아웃 해주세요!

COPYRIGHT© 2015 YONSEI UNIV. ALL RIGHTS RESERVED.

3. Select Miscellaneous Fees : Click "Registration" → Click "Print/Registration" → Click "Miscellaneous Fees Choice" → Click a miscellaneous fee(s) you wish to pay → Click "Miscellaneous Fee Confirm"

1. 선택

2. 납부하고자 하는 항목 '클릭'

3. 자율경비확정 버튼 '클릭'

선택	항목	설명	담당부서	연락처	금액
<input checked="" type="checkbox"/>	학생회비	다양한 학생 활동지원 및 학생복지 개선을 위한 교내 학생회 자치활동비	총학생회	2123-3641	10,000
<input type="checkbox"/>	연세지	연세지편입위원회 학생들이 제작하는 개간지 생리의 출판물 구독료	연세지 편집위원회	2123-3661	1,700
<input type="checkbox"/>	연세준주비	매주 월요일에 학생기자들의 주도로 학기 중 발행되는 국내 최초의 학생지	연세준주	2123-3365	6,700
<input type="checkbox"/>	방송비	연세 사회 구성원들의 알 권리를 위해 학내소식과 시사보도 등 다양한 프...	연세교육방송국	2123-3355	2,000
<input type="checkbox"/>	보건비	학생들의 건강관리와 향상을 목적으로 운영하며, 진료, 건강검사, 예방접종...	건강센터	2123-3346	7,600
<input type="checkbox"/>	건강관리회비	학생들이 전국의 모든 의료기관(외국인 학생의 경우 지정병원)에서 의료비...	학생건강관리회	2123-3350	15,000

총납부금액 10,000

본인은 자율경비 선택에 대한 유의사항을 숙지하였습니다.
(위의 동의문구를 입력하십시오)

입사자장 자율경비확정

4. Printing the Bill : Click "Registration" → Click "Print/Registration" → Click "Print the bill"

1. 선택

2. 선택

재학상태	재학	학기초과	Y	변경소속명
입금전용계좌(우리은행)	126-020497-18-349	등록일	2014-09-15 00:00:00.0	본납신청일
발령금액	3,574,000	감면금액	3,574,000	고지장착
수납금액	0			미납금액

고지서출력 영문 고지서 출력 등록금 납부 확인

5. Tuition Fee Payment: Tuition fee shown in the individually assigned virtual Woori Bank account must be paid in one installment.

- Each student is given an individual Virtual Woori Bank account: When the students remit money to their virtual Woori Bank account, (even if the name of remitter is different from the relevant student's name) the student will automatically be enrolled.

2015학년도 1학기

등록금 납입 고지서 겸 영수증				등록금 내역		학생회비 및 건강공제회비 내역	
소속	대학	학		입학금	0	학생회비	10,000
학기/학년	2	학번	1111111111	등록금	3,564,000		
성명	김			감면금	0		
입금방법	ATM, 폰뱅킹, 인터넷뱅킹, 무통장입금			예치금	0		
입금전용계좌	우리은행	계좌	126-0	합계	3,564,000		
입금전용계좌는 1인 1계좌입니다. 따라서 송금인은 학생 본인이 아니어도 무방합니다.							
납부총액	3,574,000					합계	10,000

2015년부터 - 2015년까지 위 금액을 정히 영수합니다.

6. Verification of Tuition Payment : Click "Registration" → Click "Print/Registration" → Click "Print Payment Verification"

연세대학교 YONSEI UNIVERSITY

11111111111 로그인

바도가기 English (구)학사시스템

출력/등록 > 등록금납부확인서

등록금 납부 확인서 출력

학년도학기 2015학년도 1학기

국문 영문

1.선택 2.선택 3.선택

4. Guidance for Student ID Card Issuance

YONSEI UNIVERSITY GRADUATE SCHOOL

- 1. The student ID card** is a multi-purpose identification card for Yonsei University students. It is issued in collaboration with Woori Bank. It gives you access to university facilities such as libraries, sports facilities, computer rooms, etc. It also allows you to show electronically your attendance for classes. It can be used as a check card to pay at stationery stores, bookstores, and restaurants after opening a bank account at a campus Woori bank. Discounted price may be available at some stores on and off the campus if you show the card when purchasing. It can be also utilized as prepaid public transportation card in Korea after the cash charge in the campus ATMs. Please be aware that you can not get a refund for the amount left charged to your electronic currency if your ID card is lost or stolen.
- 2. Eligibility:** 2021 Spring Semester enrolled international students who consent to a personal information collection, utilization, and processing entrustment to a trustee

3. Application Period

Student	Date	Note
International Students	Feb. 25 (Thu), 2021 at 10 am ~	Please refer to updated information at https://www.yonsei.ac.kr/en_sc/support/notice.jsp as of early Feb. 2021.

4. How to find your student number

Visit the Graduate School Website (http://graduate.yonsei.ac.kr/graduate_en/index.do) on Friday, December 24, 2020 after 5 pm. Check the Final Result of Spring 2021 Admissions menu and type in your examinee's number and your D.O.B. in YYMMDD order.

5. How to Apply

Visit Yonsei Portal Service (<https://portal.yonsei.ac.kr/main/indexe.jsp>) → Log in with your student ID number and PW (initial PW : D.O.B. in YYMMDD order) → Academic Information System → Issue Student ID → Apply for an ID card → Agree with personal info. collection, utilization, and processing entrustment to a trustee → Check applicant's information → 신청(Apply)

※ A photo file should be a JPG format with no more than 200KB.

6. ID Pick-Up Period and Location (TBA)

※ Please visit the Bank with your passport or alien registration card to receive the ID card.

7. Student ID Card with Check Card Function

If you want to use your Yonsei student ID card for cash deposit/withdrawal in ATMs, please take your alien registration card and a certificate of attendance to open a bank account to Woori bank on the campus. Please be advised that a certificate of

attendance is available free of charge on the Online Transcripts & Certificates menu at Yonsei Portal Service or at the University Service Center with payment from March 1. Foreign registration card may take a maximum of one month to receive from Korea Immigration Service. If you are under processing to issue an alien registration, you must wait for receiving the card.

8. Student ID Card Reissuance

Visit Yonsei Portal Service (<https://portal.yonsei.ac.kr/main/indexe.jsp>) -> Log in with your student ID number and PW -> Academic Information System -> Issue Student ID -> Press Lost/Damaged/Expired Card Mgmt. button -> Lost/Damaged/Expired Card -> Registration -> Register -> ID Card Mgmt. -> Apply for an ID card -> Follow the application steps as above. It takes usually one week to obtain the card at the campus bank without charge.

- How to Report a Lost/damaged ID Card : Register at Yonsei Portal Service to prevent the lost/damaged ID card from being used again. Call the Woori bank customer service center immediately at 1588-9955 to stop its use if it is connected with your Woori Bank Account.

9. Cancellation of Lost/Damaged/Expired ID Card Report

Yonsei Portal Service -> Log in -> Academic Information System -> Issue Student ID -> Present Condition and Cancellation of the Lost/Damaged/Expired Card -> Report Cancellation.

10. Office Hours: Mon-Fri 9 am ~ 5:20 pm

11. Inquiries

- University Service Center on Student ID Card: +822-2123-3200 (from overseas), 2123-3200 (in Seoul)
- Immigration Contact Center on Alien Registration Card: +82-1345 or +822-6908-1345 (from overseas), 1345 (in Seoul)
- Banking Service for international students at Woori Bank: +82-2-1599-2288 (from overseas), 02-1599-2288 (in Seoul)
- Student ID Distribution at Sinchon Campus: Woori Bank: +82-2-313-3198 Ext. 313 or 321 (from overseas), 02-313-3198 Ext. 313 or 321 (in Seoul)
- Student ID Distribution at Songdo Campus: Woori Bank: +82-32-822-6321 (from overseas), 032-822-6321 (in Seoul)
- Student ID Distribution at Wonju Campus: Woori Bank: +82-33-760-5159 (from overseas), 033-760-5159 (in Seoul)

UNIVERSITY SERVICE CENTER

5. Course Registration

- You are required to register for courses via Yonsei portal (<http://portal.yonsei.ac.kr>) during the course registration period. This is not for the current semester, but for the **upcoming semester**.
- Under Article 21, Section 2 (Academic Probation) of the University Statutes and Regulations, students shall be placed on academic probation if their GPA falls below 2.0, and if they are on probation for two semesters in total, they will be academically dismissed. Students may be readmitted after dismissal, however, if they fail to meet the GPA requirement once again, they will not be able to apply for readmission. Please bear this in mind and enroll for your courses after full consideration.

※ International students (who do not hold a Korean citizenship) will not be able to register for courses until they upload their Certificate of Insurance on Yonsei Portal.
(<http://portal.yonsei.ac.kr>, tel: 2123-3228) Academic Information System → Academic Management System → Student Record → Information → Insurance (jpg format only) (Please refer to page 19 for detailed information)

I. IMPORTANT INFORMATION

1. Registration Period for New or Current Students (Graduate and Supplementary Courses)

- 2021. 2. 15.(Mon.) - 2. 19.(Fri.)
- * Online registration: 10:00 - 23:59

2. Add/Drop Period (Graduate and Supplementary Courses)

- 2021. 3. 5.(Fri.) - 3. 9.(Tue.)
- * Online registration: 3. 5.(Fri.) - 3. 8.(Mon.) 10:00 - 23:59
3. 9.(Tue.) 10:00 - 18:00

3. Course Selection

A. Course Catalog and Syllabus

You can browse our course catalog and view syllabi on Yonsei Portal.

<http://portal.yonsei.ac.kr>

- Main Portal Service → Course Catalog and Syllabus: Undergraduate & Graduate
- Academic Information System → **Academic Management System** → Course → Course Catalog
- 1) Changes to Courses: Changes made to the timetable during the registration period will be marked in blue.
- 2) Syllabus: Click on the purple arrow/note icon next to the course title to read the course syllabus.

B. Credits

- 1) How to check the number of credits you have earned
 - Go to Yonsei Portal (<http://portal.yonsei.ac.kr>) → Academic Information System →

Academic Management System → Login → Student Record → Information → Grading
Browse → Below the field heading “**PSD (PASSED)**” is the total number of credits you have earned.

Degree	Minimum Number of Credits Required for Graduation	Minimum GPA Required for Graduation	Note
Master's*	30 credits	3.0/4.3 (B0) or higher	Minimum credit requirement for graduation may vary by departments.
Doctoral	30 credits		
Joint	54 credits		

* : including students who have withdrawn from Joint Degree programs

※ Even though you register to audit a Major or credit course, it will count towards the number of credits you are allowed to take per semester. Those who are taking an additional semester will be charged for the extra credits. (For detailed information, please refer to “4. Important Notes”)

※ Audited or supplementary courses with credits do NOT count towards the credit requirement for graduation.

2) Directed Research Course (Non-credit)

Under Article 2 of the Graduate School Thesis Regulations and Policies (submission requirements), students whose proposal has been accepted (or will be accepted in the upcoming semester) must enroll in Directed Research courses.

Degree	Regulations	Course Title
Master's*	After your proposal is approved, you should register for "Directed Research 1" course at least for one semester .	"Directed Research 1"
Doctoral/ Joint	After your proposal is approved, you should register for "Directed Research 2" course at least for two semesters .	"Directed Research 2"

* : including students who have withdrawn from Joint Degree programs

C. Retaking a course

1) **Courses with the identical code and/or title are considered to be the same; if you take the same course twice, it will count as a “retake”.** In this case, only one of them shall be credited. When you register for those courses, a notice will be given in a pop-up window.

※ You are allowed to retake a course once if you wish to achieve a better grade.

2) **The above rule does not apply:**

- if you register to “audit” the course (on a Pass/Not pass basis)
- if the course is a "supplementary" course (Undergraduate) whose title is the same as that of Graduate School
- if different departments offer courses with the same title

3) PhD students: if you register for the same course you took while doing your Master’s at Yonsei University Graduate School, it will NOT be considered as a retake. However, it might not fulfill requirements toward graduation, so please check with your department first.

4. Important Notes

- A. Please make sure to **select the right option for the type of course** (eg. Major, Audit, Research, Supplementary).
- B. Graduate students (Degree program) can register for **a maximum of 12 credits** per semester **(including supplementary courses)**.
- Non-degree students may take up to 6 credits per semester. They need to select the "Research" option for graduate courses and the "Audit" option for undergraduate courses.
 - Students **MUST** check the time schedules for Intensive or Field Training courses. Soon-to-be graduates and KGSP (Korean Government Scholarship Program) students are allowed to enroll for those courses only if they are required to graduate.
 - Students registering for the online course in Research Ethics must log into Yonsei Portal (<http://yscec.yonsei.ac.kr>) to take the course. It opens on the first day of the semester and closes at 23:50 of the day (weekday) before the final exam period begins.
- C. **Please consult with your advisor or the head of the department before enrolling in courses.**
- D. Registration for Supplementary Courses
- 1) Requirements for supplementary courses may vary among the departments; if you gained your previous degree in a different field of study than your current one, please contact your department before registration. The maximum number of credits you can take for supplementary courses is 12 in total.
 - 2) You can register for supplementary courses via Yonsei Portal.
 - 3) You can choose to take those courses either on a supplementary (Graded) or an audit basis (Passed/Not Passed). They do not count towards the cumulative GPA or the credit requirement for graduation.
- E. Registration for "Directed Research" Course
- 1) Under the regulations set by the Graduate School Management Committee, since Spring semester 2003, Directed Research Course (I for Master's candidates or those who have withdrawn from the Joint Degree program; II for Doctoral or Joint Degree candidates) has been automatically enrolled for students who are expected to graduate (Master's and Doctoral candidates in their 4th or later semester; Joint Degree candidates in their 6th or later semester). Please check whether you are properly enrolled in the course during the registration period, and if your thesis proposal has not yet been accepted (or will not be in the following semester), you can delete it.
 - * If you meet your degree requirements earlier than your final semester, please submit the "Directed Research Registration Request Form" to the Graduate School Office during the course registration period in your third semester of Master's* program, second semester of Doctoral program, fifth semester of Joint Degree program, respectively.
* : *including students who have withdrawn from Joint Degree programs*
(You need to contact your department to get the form and ask about the degree requirements.)
 - 2) 12% of your tuition will be charged for an **additional semester**, provided that you only take the Directed Research course.
- F. **Your tuition fee for an extra semester** (5th or later semester of Master's/Doctoral program; 7th or later semester of Joint Program) **will be charged according to the number of credits**

registered for. Please print your tuition invoice during the Additional Registration period.

1) Tuition fees

- ① 0 credit: 12% of tuition
- ② 1-3 credits: 1/3 of tuition
- ③ 4-6 credits: 2/3 of tuition
- ④ 7 credits or more: full tuition

G. You are required to take at least one course. If the course is canceled or you failed to get permission to take a supplementary course, please consult your department. Important notice about the course registration will be sent via email or text messages, so make sure to update your personal information on our portal (<http://portal.yonsei.ac.kr>) if there is any change.

■ Academic Information System → Academic Management System → Login → Student Record → Information → Personal Data → Modify

H. Credit Exchange Program (Cross-Registration)

1) You can enroll for courses in other specialized graduate schools of Yonsei University. You may take up to 6 credits per semester and 15 credits in total. Please note that the courses may NOT be audited.

2) Yonsei University Graduate School also has cross-registration agreements with other graduate schools in Korea. You may enroll in their courses as well; the courses may not be audited and credits will be awarded in accordance with the agreements with the host universities.

3) Under the agreement between three graduate schools located in Sinchon area, you can register for courses offered by Ewha Womans University or Sogang University via Yonsei Portal during the course registration period.

■ Choose "Ewha Womans university" or "Sogang University" in the list of departments.

■ The information about timetables and lecture rooms can be found on their websites.

① Ewha Womans University → Study Guideline → Timetable/Syllabus → Graduate school
(<http://eureka.ewha.ac.kr/eureka/hs/sg/openHssg504024q.do?popupYn=Y&englishYn=Y>)

② Sogang University → Graduate School → Information of Courses
(<http://sis109.sogang.ac.kr/sap/bc/webdynpro/sap/zcmw9016?sap-language=EN>)

※ For the information about course registration in other graduate schools in Korea, please refer to the notice of our website (<http://graduate.yonsei.ac.kr>). If you wish to take courses at one of the universities, please submit the application form to the Graduate School Office before the deadline given in the notice.

II. ONLINE COURSE REGISTRATION

1. How to Register for Graduate Courses

A. Go to Yonsei Portal (<http://portal.yonsei.ac.kr>) and click "Graduate Course Enrollment" on the Main Portal Service menu. (This service will be available from 10:00 am on the first day of the course registration period.)

B. Login with your student ID and password (Default password: your date of birth in YYMMDD order).

C. Read the instructions carefully before you start.

- D. Click on "Course Enrollment". The next page will show your department, major, and available courses. You can register for a course by clicking on its code **which is in blue**. The list of enrolled courses will appear at the bottom of the page. To cancel your registration, you need to click on the code on the list.

2. How to Register for Supplementary Courses

(Refer to page 18-19 for detailed guidelines)

- A. Go to <http://portal.yonsei.ac.kr> → "Academic Information System" → "Academic Management System".
- B. Login with your student ID and password (Default password: your date of birth in YYMMDD order).
- C. Click "Course" on the left menu → "Undergraduate Supplementary Course" and read the notice carefully.
- D. If you click on "Undergraduate Course Registration", you can browse undergraduate courses. Select the program category, college and major first and then click "Browse" to check the list of courses available. You can request permission to take a course by clicking the note icon.
- E. In order to view the status of your request, click "Result" on the left menu.
- F. If you want to cancel your request, just click "X" button on the list of your supplementary courses. If you want to drop the course after the final approval is granted, you need to go to "Course" → "Course Enrollment" menu (graduate course) and click the blue course code on the list of your registered courses.
- G. To see the final list of your supplementary courses (approved), go to "Course Enrollment" → Enrollment Status or "Graduate Course Enrollment".

III. IMPORTANT DATES

1. Course Withdrawal: **2021. 4. 5.(Mon.) - 4. 7.(Wed.)**

- ※ Withdrawn courses are marked W in the Transcript.
- ※ Tuition is not refundable even in the case of course withdrawal

2. Course Evaluation, Survey for Improvement of Research Environment & Graduate Programs: TBA

3. Grade Confirmation & Request for Grade Change: TBA

Supplementary Course Registration Guidelines

1. General Information

- When you register for supplementary courses, you must comply with the regulations of your department.
- No more than 12 credits, including supplementary courses, may be taken per semester.
- The maximum number of credits allowed for supplementary courses is 12.
- You should choose to take supplementary courses either on a supplementary (Graded: letter grade such as A+, B0 on the transcript) or an audit basis (Passed/Not Passed: P/NP on the transcript).
- Supplementary courses do not count towards the cumulative GPA or the credit requirement for graduation.

2. Registration Period: Course Registration and Add/Drop Period

* Wonju Campus students can also enroll for courses via Yonsei Portal System



3. How to Register for Supplementary Courses

- Go to Yonsei Portal (<http://portal.yonsei.ac.kr>). Place the cursor on "Academic Information System" to click on "Academic Management System".
- Login with your student ID and password (Default password: your date of birth in YYMMDD order).
- Click "Course" on the left menu → "Undergraduate Supplementary Course" and read the notice carefully.
- If you go to "Course Enrollment", you can browse undergraduate courses. Select the program category, college and major first and then click "Browse" to check the list of courses available

담기	Classification	Course Code-Sec-Lab	Credit	Course Title	Instructor	Time	Location	Ref
	-선택-	BIZ1101-03	3	회계원리(1)	이포영	월1,2,수2	상별B103	③②

삭제	Classification	Course Code-Sec-Lab	Course Title	Credit	Professor	Time	Location
----	----------------	---------------------	--------------	--------	-----------	------	----------

* Please note that to register for Graduate courses you must go to "Graduate Course Enrollment" on the Main Portal Service menu.

E. After selecting the course you wish to take and click the note icon . It will be added to the list of your enrolled courses at the bottom of the page. If you want to drop the course, click the icon  on the list again.

F. If you want to cancel your request, just click “X” button on the list of requested courses. If you want to drop the course after the final approval is granted, you need to go to the “Course Enrollment” menu and click the course code on the list of your registered courses.

Approval Status	Where to Drop	Notes
Request just submitted	Undergraduate Supplementary Courses → Course Enrollment	You may not be able to drop courses while your request is pending approval (To check the status of your request, click “Result” on the left menu)
Approved by the Department	Undergraduate Supplementary Courses → Course Enrollment	
Approved by the Graduate School Office	Course → Course Enrollment → Enrollment Status	

Student Record

Course

Course Catalogue

Course Enrollment

Undergraduate Supplementary Courses

Course Enrollment

Result

Grading Browse

Course Evaluation

Electronic Attendance Register

Registration

Scholarship

Majors

Careers

Undergraduate Supplementary Course > Result

Notice

+

Open

★

2015 - 1학기

학기	학점번호	분반	실습분반	교과목명	종	진행상황	매승원사유
No search result.							

G. Your request might not be approved either by your department or the Graduate School office for some reasons (e.g. regulations of the department, credit limit etc), so please make sure to check the status of your request - whether it is fully accepted or not - on Yonsei Portal.

6. Library Guide

1. Library Webpage: <http://library.yonsei.ac.kr>

Yonsei University Library holds about 2.2 million volumes and provides access to approximately 17,000 print journals, 100,000 e-journals, and 200 academic databases. For more details about library services such as Library Catalog, Research Guide, and Purchase Request, please refer to the library webpage above.

2. Library Hours

Type	Name	During Semester		During Vacation	
		Mon. - Fri.	Sat.	Mon. - Fri.	Sat.
Central Library	24 hour Study Room(1F)	Opens 24 hours			
	Privileges Office(1F)	09:00-17:00	-	09:00-17:00	-
	Humanities Collections: Books(2F)	09:00-21:00	09:00-15:00	09:00-20:00	09:00-15:00
	Social Sciences & History Collections: Books(3F)				
	Science & Technology Collections: Books(4F)				
	Korean Classics Collection(5F)	09:00-17:00	-	09:00-17:00	-
	Graduate Study Room(5F)	06:00-23:00			
	Study Room 1(6F)	Opens 24 hours		06:00-23:00	
	Study Room 2(6F)	06:00-23:00		-	
Yonsei-Samsung Library	Y-Valley/Y-Smart Space(1F)	08:00-23:00			
	Makerspace(1F)	09:00-17:30	-	09:00-17:30	-
	Y-Scape(1F)	09:30-17:00	-	09:30-17:00	-
	Information Commons(2F)				
	Media Commons(3F)				
	Research Commons: Journals, References(5F)	09:00-18:00	-	09:00-18:00	-
	Grand Study Room(4F)	08:00-23:00			
	Cafe(8F)	08:50-20:00	09:00-16:00	09:00-17:00	-
Branch Libraries	Law Library (Yonsei-Samsung Library 6F)	09:00-21:00	09:00-15:00	09:00-20:00	09:00-15:00
	Music Library (College of Music, New Bldg. 2F)	09:00-17:30	-	09:00-17:30	-
	Underwood Memorial Library (International Campus)	08:30-24:00	09:00-18:00	09:00-18:00	-

※ For more details about library hours, please refer to the library webpage.

3. Temporary access before Yonsei student ID card issuance

New students can enter the Library with presentation of a tuition payment receipt and an ID card at the information desks of the Library.

7. Yonsei Health Mutual-aid Association

YONSEI UNIVERSITY GRADUATE SCHOOL

1. **Website** : <https://healthma.yonsei.ac.kr>

2. Office

- Sinchon Campus Student Union Building 206 (☎ 02-2123-3350)

3. **Office Hour during Regular Semester** : Mon-Fri 9:00-17:00 (Lunch 12:00-13:00)

4. **Office Hour during Summer/Winter Breaks** : Mon-Fri 9:00-15:00 (Lunch 12:00-13:00)

5. Student Health Mutual-aid Association Qualification for Membership:

- Yonsei University Graduate students who have paid Student Health Mutual-aid Association fee (KRW 22,500 per semester) for the semester concerned. (Not applicable to family members)

6. How to Sign-Up

Classification	Period	Object
Select Miscellaneous Fee	Tuition payment period (Select Student Health Mutual-aid Association Fee)	• Graduate students
Additional Sign-up	Spring Semester : March Fall Semester : September (Non-refundable fees) ※ In this case, membership will activate from the day after sign-up till the end of the semester.	• Students who did NOT pay for Miscellaneous fee during tuition payment period • Students on leave of absence • Students who have applied for a full refund of tuition
※ Students who have applied for a full refund of tuition must sign up separately (Excluding College of Medicine, Dentistry and Nursing, Wonju College of Medicine)		
※ For detailed information will be noticed during additional sign-up period.		

7. **Semesters** : Spring Semester : March 1 - end of August

Fall Semester : September 1 - end of February (following year)

8. Period of Deduction

Treatment Receipts (medical expenses) for the semester will be accepted until the next semester.

Please submit the receipt for medical expenses incurred at the beginning of the semester 20 days after the start of the course.

9. Materials to Prepare and Method of Deductions Application

- ① Treatment (medical expenses) Original Receipt: Payment(Insurance), Record of the division of Non-Payment(No Insurance) format, Treatment Date and Treatment Dept. (Copies will not be accepted)
- ② Student ID Card of Yonsei University (or Statement of Enrollment)
- ③ Woori Bank Account Number of the Student (No need to copy account booklet - just record the account number)
- ④ consent to the Collection and Use of Personal Information

Classification	Campus	Place
Register by visiting	Sinchon	Sinchon Campus Student Union Building Rm. 206
Register by Receipt box	Mirae	1. Mirae Campus Student Union Building Rm. 212-1 2. In front of the Student Association Office in Wonju College of Medicine
	International	General Education Hall Lobby
Register by Mail	Sinchon	Student Health Mutual-Aid Association Rm. 206 Student Union Building, Yonsei University, 50 Yonsei-Ro, Seodaemun-ku, Seoul (03722)

* When the 4 items above are prepared, registration by proxy is possible regardless of affiliation at Sinchon, Wonju, or the International Campus.

10. Available Hospitals / Range of Available Deductions

- Available hospitals : Any hospital located in Korea (Oversea hospitals are excluded)
- Range of Available Deductions : Limited to insurance payment of treatment expenses
(Non-Insured Treatment is excluded)
- Limit : 1 million won with no division between treatment and hospitalization per semester

Treatment	Deducted Benefit Rate
1st Treatment Institution(Private Clinic)	Student Payment's 50%
2nd Treatment Institution(Hospital level)	Student Payment's 40%
3rd Treatment Institution(General Hospital)	Student Payment's 30%
3rd Treatment Institution(Special General Hospital)	Student Payment's 20%
Health Service Center	90% (100% of self-pay for some medical treatment and medicine)
Hospitalization	Deducted Benefit Rate
Every Medical Institution	Student Payment's 30%

- ※ Non-Insured Treatment: National Health Insurance Corporation designated illnesses, delivery, non-life-threatening injuries or those not encumbering one's job or daily life as items not covered by the standard insurance plan to limit financial issues and to maintain fairness of social insurance payments. Typical examples of non-insured medical treatment are orthodontia, plastic surgery for beauty treatment, surgery for eyesight correction, diet and skin care. For details on insurance payment/non-payment, please inquire at the hospital where you receive the treatment.
- ※ The deductions shall not exceed the actual insurance payment of one's share.

11. International Students

Only international students who have signed up for the National Health Insurance in Korea can take the medical treatment fee deduction. Without the National Health Insurance, you can only receive support from Yonsei University Health Service Center.

8. Application Guidelines for Muak Dormitory

YONSEI UNIVERSITY GRADUATE SCHOOL

1. Eligibility & Selection Process

A. Eligibility

- 2021-Spring Semester Freshmen of Graduate School at Sinchon Campus
- Student whose parents' residence is not Seoul, Student whose nationality is not Korea.

B. Selection process: Online Application and Computerized Random Selection

C. Note

- 1) Students who are NOT required to submit additional documents
 - Students who major in law, dentistry, nursing
 - International students
- 2) Students of Law Department can ONLY apply to the Beophyeon House.
- 3) Students of Medicine College
 - a. Students of Department of Medicine can ONLY apply to Chejung House (Tel: 02-2228-2700)
 - b. Students of College of Dentistry and College of Nursing can ONLY apply to Muak #3
- 4) Students at Songdo Campus are NOT allowed to apply for dormitories at Sinchon Campus.
- 5) Making two applications for dormitories at Sinchon and Songdo Campus are NOT allowed.
- 6) If you take a leave of absence during the semester, you MUST check-out the dormitory

2. Dormitory Fee & Facilities

Dormitory	Type	Object	Dormitory Fee	Size(평)	Shower room & Bathroom	Facilities
Muak #2	Double	Graduate Students (Female)	TBA	4.09	Shared	Lounge, Main Dormitory Food Court, Store, Gym, Study room, Laundry room, Computer room, Prayer room
Muak #3	Double	Graduate Students of the College of Dentistry and Nursing (Male, Female)	"	4.27	Shared	Community room, Laundry room, Study room, Computer zone, Gym, Chapel & Prayer room, Self kitchen, Convenience store, Self-Cafe
Muak #4 Foreigners' Building (B-Wing 2~5F)	Single	Foreigners and Oversea Koreans (Male, Female)	"	6.4	Inside the room	Community room, Laundry room, Study room, Computer room, Gym, Yoga room, Self-kitchen
	Double		"	8.6	Inside the room	
	Single	Handicapped students	"	6.4	Inside the room	
	Single	Severely Handicapped students (Parents accompanied)	"	8.6	Inside the room	
Beophyun House	Double	Graduate Students of the department of law (Male, Female)	"	6.9	Inside the room	Convenience store, Cafe, Restaurant, Study room, Gym, Lounge, Laundry room, Self-kitchen, ATM

3. Application

A. Period : January 12(Tue) 10:00 ~ January 13(Wed) 17:00, 2021

B. How to apply : <https://dorm.yonsei.ac.kr> → Log in → On-line Application

4. 1st round selection announcement date: January 18(Mon) 18:00, 2021

5. Required Document

※ If you are a foreigner, you don't need to submit the following documents.

A. Submission period: 2021. 1. 19.(Tue) ~ 1. 22.(Fri) 18:00

B. Submission process: <https://dorm.yonsei.ac.kr> → on-line application → file submission

C. Required Documents

- Resident Registration Certificate
- Family Relation Certificate
- Resident Registration of Overseas Korean Certificate
- Certificate of Handicapped Person

D. Note

- Names of all family members and relations must be stated
- Other numbers after 6 digits of birthdate must be blocked in the resident registration certificate.
- All the documents must be issued after December 21, 2020.
- Missing or false information may put you at a disadvantage in the process of evaluation.

6. Payment period : 2021. 1. 27.(Wed) 17:00 ~ 1. 29.(Fri)

- <https://dorm.yonsei.ac.kr> → my page → invoice → personal virtual account will be given

7. Health Inspection

The students selected as the residents must submit their health inspection (pectoral X gland) form, Corona virus check-up result, and the Certificate of Entry & Exit on their check-in date. If you avoid the health inspection or are found to be ineligible for community life, we will cancel your housing admission.

8. Check-in date

A. Check-in date- 2021. 2. 26.(Fri) ~ 2. 28.(Sun), 10:00 ~ 18:00

9. Contact Information

A. Muak and Woojungwon Dormitories: 02)2123-8419, 3601, 3622

B. Beophyeon House: 02)2123-3693

C. Email : muakdorm@yonsei.ac.kr

※ The schedules mentioned above might be changed due to the change of university's academic calendar.

D-2 유학생 비자(석사: D-2-3, 박사: D-2-4)를 발급할 예정인 학생들은 표준입학허가서(합격증과는 다른 서류입니다. p.3 참조)를 신청해주시기 바랍니다. 다른 비자(A-1, A-3, D-1, D-5, D-9, E-1, E-7, F-1, F-6, H-2, 재외동포 비자 등)를 소지하여 입국 및 국내 체류에 문제가 없는 경우, 표준입학허가서를 별도로 신청하실 필요 없습니다.

※ 유의 사항

1. 국내에서 학부를 졸업하고 대학원에 진학하는 경우, 기존 비자는 만료됩니다.

연세대학교 일반대학원에서 발급한 표준입학허가서를 지참하여 신규 비자를 취득하시기 바랍니다.

2. 유학생 비자는 학적변동(휴학, 졸업, 제적 등) 발생 시 비자만료일과 상관없이 학적변동일 기준으로 만료일자가 수정됩니다. 유학생은 학적변동일로부터 30 일 이내 출국해야합니다.
3. 등록금을 납부하신 분에 한해 표준입학허가서를 발급해드릴 수 있습니다. 2월 8일 이후에 표준입학허가서를 받아 제때 비자 발급이 어려우신 분은 기타 비자를 통해 한국에 입국한 후, 유학생 비자로 변경해주시기 바랍니다.

“Certificate of Admission”(which is different from the Certificate of Acceptance that can be printed out on the Yonsei Portal) is issued only for those of students who will apply for a D-2 visa (D-2-3: Master’s, D-2-4: Ph.D). If you hold any other visa(A-1, A-3, D-1, D-5, D-9, E-1, E-7, F-1, F-6, H-2, etc.) and can legally stay in Korea, you don’t need to apply for D-2.

※ Attention

1. If you just have finished undergraduate program in Korea and are going to enter our school, your old D-2 visa is expired from the date of graduation. Please request for the “Certificate of Admission” and obtain a new D-2 visa.
2. In case of any change in the student’s status(taking a leave of absence, graduation, expulsion due to withdrawal or unregistered status, etc.), D-2 visa gets to be expired. You must leave the country within 30 days from the date of change in the student’s status.
3. We can issue the certificate of admission only for those who have paid the tuition. Those who cannot be issued a visa on time, please enter Korea with different visa first, then change it to D-2 visa.

비자 종류에 대한 자세한 사항은 링크를 통해 확인 하십시오.

https://www.visa.go.kr/openPage.do?MENU_ID=10102

- Please refer to the following web site for information about the types of Korean visa

https://www.visa.go.kr/openPage.do?MENU_ID=10102

D-2 비자를 신청하실 분들은 **등록금 납부를 완료하신 후 2021 년 2 월 8 일(월)~ 2 월 16 일(화)까지 재정증빙서류, 여권사본, 사진파일(3.5cmX4.5cm, jpg)을**

ysgrad@yonsei.ac.kr (신촌캠퍼스 합격생)

choidy@yonsei.ac.kr (미래캠퍼스 합격생)

yunjlee@yonsei.ac.kr (미래캠퍼스 원주의과대학 합격생)

으로 보내주시기 바랍니다. 표준입학허가서는 메일로 발송해드립니다.

If you are going to apply for a D-2 visa, **after you pay the tuition**, please submit copy of proof of funds, passport, and passport-size photo (3.5cm x 4.5cm) in jpg format, from February 8 (Mon) 2021 till February 16 (Tues) to the following contact address.

ysgrad@yonsei.ac.kr (Seoul Campus)

choidy@yonsei.ac.kr (Mirae Campus)

yunjlee@yonsei.ac.kr (Mirae Campus Medicine College)

We will send you the Certificate of Admission via e-mail.

1) 비자를 신청하실 분은 메일로 발송해드리는 표준입학허가서와 기타 필수 서류(예: 신청서, 여권, 연세대학교 사업자등록증 등) 지참하여 대사관(영사관) 방문 및 비자 신청하시기 바랍니다.

With the Certificate of Admission and other required documents such as passport, application form, etc, please visit the nearest embassy in your country to apply for a D-2 visa.

2) 한국에서 비자 연장 또는 변경 신청을 하실 분들은 서울남부출입국외국인사무소에 문의 후, 필요한 제출서류와 함께 (예: 신청서) 여권, 표준입학허가서, 외국인등록증을 가지고 (예약 후) 방문하셔서 비자 연장/변경 신청을 하시기 바랍니다. (http://www.hikorea.go.kr/pt/main_kr.pt 또는 대표번호 1345)

If you want to extend or change your visa in Korea, please request it to the Southern Immigration Office (http://www.hikorea.go.kr/pt/main_kr.pt or just call 1345) about the detailed process or required documents. (eg. Application Form) We recommend you to visit the office after making a reservation. You will have to bring your passport, alien registration card, the Certificate of Admission, etc.

※ 유의사항: 표준입학허가서를 수령하신 후, 반드시 허가서에 나와 있는 정보가 본인의 정보와 일치하는지 확인하시고, 틀린 부분이 있을 경우 재발급 요청을 해주시기 바랍니다.

※ Attention

Please check whether all the information written on the certificate of admission is correct. If there is any misinformation, please request for re-issuance.

※ 주의: 2021년 2월 16일(화) 까지 신청을 하지 않으시는 분들은 표준입학허가서가 필요하지 않은 것으로 간주하겠습니다.

NB: If you don't request for the Certificate of Admission by June 30 (Sun) 2019, we will take it as unnecessary for you.

입시원서를 제출할 때 일부 서류를 제출하신 것을 알고 있지만, 원활한 업무 진행을 위해 다시 한 번 이메일로 제출 부탁드립니다.

We are aware that you have already submitted some of the documents when you applied to our school, but please kindly send us the documents again via email for the progression of our work.

Thanks in advance for your cooperation.

3) 담당자 연락처 Contact information

연세대학교 일반대학원 교학팀 남수경

Soo Kyung Nam

Office of Academic Affairs, Yonsei Graduate School

Tel) 82-2-2123-3233, Email) ysgrad@yonsei.ac.kr

원주캠퍼스 대학원 행정지원팀 최다연

Dayon Choi

Graduate School Office, Wonju Campus

Tel) 82-33-760-5032, Email) choidy@yonsei.ac.kr

원주캠퍼스 의과대학 교학팀 이윤재

Medicine College, Wonju Campus

Tel) 82-33-741-0215, Email) yunjlee@yonsei.ac.kr

10. Alien Registration and Insurance Policy

YONSEI UNIVERSITY GRADUATE SCHOOL

☐ Immigration Services

Call center: Dial 1345

HiKorea website: <http://www.hikorea.go.kr> - E-application

1. Application for Alien Registration Card

- A. Students must apply for an alien registration card at a local immigration office within 90 days of arrival in Korea
- B. Required Documents
 - Application Form (available at the immigration office), passport, 1 color photograph (3.5 x 4.5cm)
 - Certificate of Admission
 - Fee 30,000 KRW
- C. Immigration Office: Check your local immigration office and make sure you have prepared all the required documents before you visit the office. We advise you to make a reservation (www.hikorea.go.kr) for the visit.

* Seoul(Sinchon) Campus : Southern Immigration Office

Address : 151 Mokdongdong-ro, Yangcheon-gu, Seoul

Tel : 02-2650-6212

Walking distance 10 minutes from the Mokdong station (line 5) and Omokgyo station (line 5)

2. Requirement for Other Activities

- A. International students with a D-2 (student) visa who wish to work part-time must acquire permission from the immigration office
- B. International students attending a graduate school are allowed to work a maximum of 30 hours per week (Those of students whose TOPIK level is below 4 are only allowed half); a representative of graduate school office must confirm the related documents (application form/business licence) before submission so please visit the Graduate School Office (Stimson Hall 2F)
- C. International students who have changed work places must report of this change at the immigration office or via www.hikorea.go.kr
- D. Required Documents : Application form (available at the immigration office), passport, alien registration card, part time employment recommendation (applicable fees are waived for D-2 (student) visa holders)

3. Applying for an Extension of Length of Stay

- A. Application Period : From two months prior to the expiration date to the date of the expiration (Penalties are imposed when expiration dates are violated)
- B. Required Documents : Application form (available at the immigration office), passport, alien registration card, application fee

4. Reporting Change of Residence

- A. Registered aliens must report a change of residence at a local immigration office within 14 days of the moving
- B. Required Documents: Application form (can be picked up from the immigration office), passport, alien registration card, document to prove residence
- C. Homepage: <https://www.hikorea.go.kr/Main.pt>

5. Reporting Changes in the Alien Registration Card

- A. All important changes (passport, name, gender, birth date, nationality) must be reported to a local immigration office within 14 days of the change
- B. Required Documents : Application form (can be picked up from the immigration office), passport, alien registration card, document to prove change

6. Re-Entry

- A. All the registered foreigners who want to re-enter South Korea after staying overseas must acquire a re-entry permit. (If you leave Korea without the permission, then re-entry would be restricted.)
- B. Required Documents : Application form, a letter of explanation, passport, alien registration card
- C. To apply for a re-entry permit, relevant foreigners need to visit a local immigration office across the nation (including airport and port offices)
- D. Beginning June 1, 2020, registered foreigners seeking re-entry into South Korea after departure are required to undergo a medical examination related to COVID-19, 48 hours prior to the date of departure and present a medical certificate(diagnosis) detailing the results to re-enter South Korea.

7. Taking a Leave of Absence : International students who seek to take a leave of absence from their current education program must apply for the leave of absence at their schools and must depart Korea within 15 days of reporting. Alien registration cards must be returned to an immigration official at the airport at the time of departure.

H. Returning to School

- 1) Students who wish to return to school must apply for the reinstatement on the Yonsei Portal website during the specified application period.
- 2) Students must submit required documents to the graduate school office to acquire a new D-2 visa. (Students who are from the countries where it takes a long time to process visa applications are advised to submit all of the required documents to the school at least two months before returning.)

■ Medical Insurance Policy

1. Medical Insurance

In accordance with the National Health Insurance Act, all international students at Yonsei will automatically be registered as local subscribers from March 2021.

※ KGSP students will be informed of this separately by email.

2. Type of insurance

1) National Health Insurance

- National Health Insurance Corporation: <http://www.nhic.or.kr>, Tel 1577-1000

3. Submission (Deadline: February 10, 2021)

1) Yonsei Portal (<http://portal.yonsei.ac.kr>.) Academic Information System → Academic Management System → Student Record → Information → Insurance (**JPG format only**)

* Please upload the Certificate of Insurance in **JPG file format**

* For National Health Insurance, please upload 건강보험자격득실확인서

Information > Insurance

보험정보 등록

보험분류: Proof of Insurance

보험구분: 1) 국민건강보험 (National Health Insurance), 2) 학교단체보험 (동무) (School Group Insurance), 3) 자국보험 (Private Insurance from home country), 4) 기타 (Others)

적용기간: [Date Picker]

Upload

Save

등록된 보험 정보

NO	학번	성명	학년	보험	적용 기간	등록자 ID	등록일	인쇄	상태
----	----	----	----	----	-------	--------	-----	----	----

2) If you have any trouble uploading your document on the portal, please contact the Graduate School Office at ysgrad@yonsei.ac.kr / 02-2123-3233.

Y O N S E I U N I V E R S I T Y G R A D U A T E S C H O O L

Yonsei University Graduate School

50 Yonsei-ro, Seodaemun-gu, Seoul 03722, Korea
Graduate School Office (Stimson Hall 2F)

Tel: Seoul Campus / International Campus : +82-2-2123-3228

Fax : +82-2-2123-8652

Mirae Campus : +82-33-760-5032

Email : ysgrad@yonsei.ac.kr

Website : <http://graduate.yonsei.ac.kr>

