

---

**2024 Spring**

**Yonsei University Graduate School  
Application Guide for  
International Students**

---



**2023. 9.**

**Yonsei University Graduate School**

**These guidelines are for those who wish to apply for  
a Master' s degree, a Ph. D. degree  
or an integrated (Master' s and Ph. D.) degree program  
of Yonsei University Graduate School  
(Full-time and Daytime courses).**

**If you are planning to apply for  
a Specialized Graduate School  
(e.g., Graduate School of International Studies  
or Graduate school of Business)  
or a Special Graduate School  
(e.g., Graduate School of Public Health  
or Graduate School of Education, Evening courses),  
please refer to the admission guidelines of the respective graduate  
schools.**

**The governing language of this application guide shall  
be KOREAN if a misinterpretation should arise.**

## 〈APPLICATION GUIDE〉

I. Application Timeline and Fee .....	1
I_1. Application Timeline .....	1
I_2. Application Fee .....	1
II. Eligibility and Requirements .....	2
II_1. Eligibility for All Applicants .....	2
II_2. Eligibility by Admission Track .....	2
II_3. Language Proficiency Requirements .....	2
III. Applying and Submitting Documents .....	6
III_1. Information for Applying .....	6
III_2. Notices for Submitting Documents .....	7
III_3. Contact Information .....	7
IV. Important Notes for Applicants .....	8

## 〈ADMISSION TRACK GUIDE〉

V. International Students Track .....	9
V_1. Department and programs .....	9
V_2. Eligibility and Requirements .....	13
V_3. Required Documents .....	13
V_4. Evaluation Procedure and Criteria .....	16
V_5. Interview and Performance Assessments .....	17

## 〈INFORMATION〉

VI. Information .....	22
VI_1. Guideline for Overseas Universities Documents .....	22
VI_2. Information on Apostille/Consulate Authentications .....	23
VI_3. Scholarship .....	24
VI_4. Tuition .....	26
VI_5. Dormitory .....	28
VI_6. Certificate of Admission(COA) for VISA Issuance .....	29
VI_7. Department Contact Information .....	30
VI_8. Others .....	31

# **APPLICATION GUIDE**



## 1. Application Timeline

Step	Schedule	Notice
Online Applying and Documents Submission	2023. 10. 12.(Thu.) 10:00 ~10. 30.(Mon.) 17:00	<ul style="list-style-type: none"> <li>Online Application ONLY <a href="https://graduate.yonsei.ac.kr">https://graduate.yonsei.ac.kr</a> - Click the link to the Application Portal</li> <li>Any changes regarding the application are NOT permitted after paying application fee</li> <li>Application fee payment must be made BEFORE the DEADLINE</li> <li>Please refer to III. Applying and Submitting Documents (p.6)</li> </ul>
Notification of Interview/performance Assessments Candidates	2023. 11. 24.(Fri.) 17:00	<ul style="list-style-type: none"> <li>Notification will be posted on the Graduate School Website (<a href="http://graduate.yonsei.ac.kr">http://graduate.yonsei.ac.kr</a>)</li> <li>The results will be divided into three categories: [Admitted], [Not admitted], [Interview/Performance Assessments Candidates]</li> <li>ONLY [interview/Performance Assessments Candidates] need to attend the interview or Performance Assessments</li> </ul>
Interview/ performance Assessments	2023. 12. 2.(Sat.) (Date will be Different for some department, Refer p.17~21)	<ul style="list-style-type: none"> <li>Interview candidates will be notified individually via email or phone by each department.</li> <li>Performance assessments candidates need to check the homepage of the college of music (<a href="https://music.yonsei.ac.kr">https://music.yonsei.ac.kr</a>)</li> <li>Applicants who fail to comply with the interview or performance assessments will be rejected.</li> <li>Please refer to V_5. Interview and Performance Assessments (p.17~21)</li> </ul>
Final Result Announcement	2023. 12. 14.(Thu.) 17:00	<ul style="list-style-type: none"> <li>The announcement will be made on the Graduate School website (<a href="http://graduate.yonsei.ac.kr">http://graduate.yonsei.ac.kr</a>).</li> <li>The results will be divided into two categories: [Admitted], [Not Admitted]</li> </ul>
Registration	January in 2024	<ul style="list-style-type: none"> <li>Please refer the Guidelines for Admitted Students (which will be provided with the Final Result).</li> </ul>
Documents Submission (Only Registered Students)	After Register ~ 2024. 3. 11.(Mon.)	

## 2. Application Fee

Admission Track	Application Fee	
	Master / Ph. D / Integrated	Notice
All International Students Track	100,000 KRW (If you you pay through Paypal, It will be USD 100)	Applicants of Department of Music need to pay additional 52,000 KRW (Paypal USD 52)



## 1. Eligibility for All Applicants

Master / Integrated	Ph. D
<ul style="list-style-type: none"> <li>Someone who (will) be awarded a bachelor's Degree</li> <li>Someone who will be awarded a bachelor's Degree MUST have received it by February 2024 (for Japanese university graduates, recognition of degree acquisition until March 2024)</li> </ul>	<ul style="list-style-type: none"> <li>Someone who (will) be awarded a Master's Degree</li> <li>Someone who will be awarded a Master's Degree MUST have received it by February 2024 (for Japanese university graduates, recognition of degree acquisition until March 2024)</li> </ul>
<ul style="list-style-type: none"> <li>Someone who meets the Language Proficiency Requirements</li> </ul>	

## 2. Eligibility by Admission Track

Admission Track	Eligibility	
International Students [Non-Korean applicant with Non-Korean parents]	<ul style="list-style-type: none"> <li>Someone who meets Eligibility for All Applicants,</li> <li>AND neither the applicant nor his/her parents are Korean citizens</li> </ul>	If you meet both eligibility criteria, please select [Non-Korean applicant with Non-Korean Parents]
International Students [Overseas Non-Koreans]	<ul style="list-style-type: none"> <li>Someone who meets the Eligibility for All Applicants,</li> <li>AND has completed the entire curriculum (equivalent to the period from the first year of elementary school to the final year of a bachelor's program in Korea) abroad</li> <li>AND does not hold Korean citizenship</li> </ul>	
International Students [Overseas Koreans]	<ul style="list-style-type: none"> <li>Someone who meets the Eligibility for All Applicants,</li> <li>AND has completed the entire curriculum (equivalent to the period from the first year of elementary school to the final year of a bachelor's program in Korea) abroad</li> <li>AND holds Korean citizenship</li> </ul>	

※ Some department has certain requirements. Please refer p.13

## 3. Language Proficiency Requirements

### A. Submission of Language(Korean/English) Proficiency Test Result

- Create a PDF file of the online printout that allows original document verification (document verification number lookup) and upload it when submitting your application. (For TOEFL, as there is no document verification number, you must directly enter your ETS TOEFL site ID and password in the application system when submitting your application. The entered password must not be changed until the final admission results are announced. (Score Reporting is NOT accepted.)
- TOPIK, TOEIC, TOEFL, TEPS and IELTS scores MUST be from examinations taken after December 14, 2021, and only scores from tests recognized by the department will be accepted.
- The following cases will be considered as not submitted:
  - If the test was taken before 13<sup>th</sup> December 2021
  - the test result certificate is not an official certificate issued by the test administering organization or if the authenticity of the score report cannot be verified.
  - If the test scores are not recognized by the department.

D) In the case of TOEFL ITP, TOEFL Essentials test scores are submitted.

※ [EXCEPTION] ONLY YONSEI UNIVERSITY (Sinchon/Mirae) TOEFL ITP scores will be accepted when submitted. Test dates and application procedures will be posted in Yonsei Graduate School website.

E) If TOEIC IP, TOEIC Bridge, TOEIC Speaking or TOEIC Writing scores are submitted.

## B. Submission of Substitute Documents for Language Proficiency Test (Korean/English)

- Applicants can submit the following documents for substituting Language Proficiency Test (Korean/English) results. This is only applicable if the applicant uploads the proof (PDF file) during the application process. (If the department doesn't accept it, it will not be considered.)

### 1) Korean

A) Completion of all curriculum of ㉠ middle and high school, ㉡ Bachelor's Degree Program, ㉢ Master's Degree Program, ㉣ Ph.D Program in Korea [Satisfying any one of ㉠~㉣ is sufficient. However, even if the School/University is located in Korea, it may not be accepted if all curriculum is conducted in a language other than Korean, e.g., an American University branch school located in Songdo, a Foreign School located in Seoul.]

B) Certificate of completion/graduation from university-affiliated Korean language institutes or King Sejong Institute (only levels equivalent to or higher than the TOPIK level required by the department will be accepted).

C) Graduates from overseas universities with a major in Korean language.

### 2) English

A) Holders of nationality from English-speaking countries\*

B) Completion of all curriculum in ㉠ middle and high school, ㉡ Bachelor's Degree Program, ㉢ Master's Degree Program, ㉣ Ph.D Program in English-speaking state\* [Satisfying any one of ㉠~㉣ is sufficient. However, even if the School/University's curriculum is conducted in English, it may not be accepted if the location is outside an English-speaking country, e.g., an American University branch school located in Songdo, English Foreign School located in Seoul, UK high school in Vietnam.]

※ English-speaking countries: ONLY US, UK, Ireland, Canada, Australia, New Zealand, and Republic of South Africa are recognized.

## C. Notice

1) Must submit at least one of the documents/scores accepted by the department.

2) If the score/level is lower than the minimum required, it will be considered as NOT submitted.

## D. Minimum Score/Level by department (X: Not accepted)

Campus	College	Department	Korean		English				
			TOPIK	Substitution	TOEFL	TOEIC	TEPS	IELTS	Substitution
Sinchon	Liberal Arts	Korean Language and Literature	Lv. 3	O	X	X	X	X	X
		Chinese Language and Literature	Lv. 3	O	71	750	285	5.5	O
		English Language and Literature	Lv. 3	O	71	X	X	5.5	O
		German Language and Literature	Lv. 3	O	71	750	285	5.5	O
		French Language and Literature	Lv. 3	O	71	750	285	5.5	O
		Russian Language and Literature	Lv. 3	O	71	750	285	5.5	O
		History	Lv. 3	O	71	750	285	5.5	O
		Philosophy	Lv. 3	O	71	750	285	5.5	O
		Library and Information Science	Lv. 3	O	71	750	285	5.5	O
		Psychology	Lv. 3	O	71	750	285	5.5	O
		Comparative Literature	Lv. 3	O	71	750	285	5.5	O
		Cognitive Science	Lv. 3	O	71	750	285	5.5	O
		Korean Studies	Lv. 3	O	71	750	285	5.5	O
	Linguistics and Informatics	Lv. 3	O	71	750	285	5.5	O	
	Commerce & Economics	Economics	Lv. 3	O	71	750	285	5.5	O
		Statistics and Data Science	Lv. 3	O	71	750	285	5.5	O
	Business	Business Administration(International Business)	Lv. 6	O	X	X	X	X	X
		Business Administration(Marketing, management)	Lv. 6	X	X	X	X	X	X
Business Administration(Accounting) (Both Korean AND English Test Score Reports required)		Lv. 6	X	71	750	285	5.5	O	
Business Administration(Others)		Lv. 3	O	71	750	285	5.5	O	

Campus	College	Department	Korean		English				
			TOPIK	Substitution	TOEFL	TOEIC	TEPS	IELTS	Substitution
Sinchon	Graduate School Department	Technology and Business Administration	Lv. 5	O	X	X	X	X	X
	Science	Mathematics and Computing (Mathematics)	Lv. 3	O	71	750	285	5.5	O
		Mathematics and Computing (Computational Science and Engineering)	Lv. 3	O	71	750	285	5.5	O
		Physics	Lv. 3	O	71	750	285	5.5	O
		Chemistry	Lv. 3	O	71	750	285	5.5	O
		Earth System Sciences (Earth System Sciences)	Lv. 3	O	71	750	285	5.5	O
		Earth System Sciences (Atmospheric Sciences)	Lv. 3	O	71	750	285	5.5	O
		Earth System Sciences (Astronomy)	Lv. 3	O	71	750	285	5.5	O
	Engineering	Chemical and Biomolecular Engineering	Lv. 3	O	71	750	285	5.5	O
		Electrical and Electronic Engineering	Lv. 3	O	71	750	285	5.5	O
		Architecture & Architectural Engineering	Lv. 3	O	71	750	285	5.5	O
		Civil and Environmental Engineering	Lv. 3	O	71	750	285	5.5	O
		Mechanical Engineering	Lv. 3	O	71	750	285	5.5	O
		Materials Science and Engineering	Lv. 3	O	71	750	285	5.5	O
		Urban Planning Engineering	Lv. 3	O	71	750	285	5.5	O
		Industrial Engineering	Lv. 3	O	71	750	285	5.5	O
		Science and Technology Policy	Lv. 3	O	71	750	285	5.5	O
	Life Science & Biotechnology	Life Sciences(Systems Biology)	Lv. 3	O	71	750	285	5.5	O
		Life Sciences(Biochemistry)	Lv. 3	O	71	750	285	5.5	O
		Life Sciences(Biotechnology)	Lv. 3	O	71	750	285	5.5	O
		Bioindustrial Engineering	Lv. 3	O	71	750	285	5.5	O
		Integrated OMICS Biomedical science	Lv. 3	O	71	750	285	5.5	O
	Computing	Computer Science	Lv. 3	O	71	750	285	5.5	O
		Artificial Intelligence	Lv. 3	O	71	750	285	5.5	O
	Theology	Theology	Lv. 3	O	71	750	285	5.5	O
	Social Sciences	Political Science	Lv. 3	O	71	750	285	5.5	O
		Public policy and management	Lv. 3	O	71	750	285	5.5	O
		Sociology	Lv. 5	O	X	X	X	X	X
		Cultural Anthropology	Lv. 3	O	71	750	285	5.5	O
		Communication	Lv. 4	O	X	X	X	X	X
		Area Studies	Lv. 3	O	71	750	285	5.5	O
		Korean Unification Studies	Lv. 3	O	71	750	285	5.5	O
		Social Welfare Policy	Lv. 3	O	71	750	285	5.5	O
	(former)Law	Law	Lv. 4	O	X	X	X	X	X
	Music	Music	Lv. 3	O	71	750	285	5.5	O
	Human Ecology	Clothing and Textiles	Lv. 3	O	71	750	285	5.5	O
		Food and Nutrition	Lv. 3	O	71	750	285	5.5	O
		Interior Architecture & Built Environment	Lv. 3	O	71	750	285	5.5	O
		Child and Family Studies	Lv. 3	O	71	750	285	5.5	O
		Integrated Design	Lv. 3	O	71	750	285	5.5	O
	Sciences in Education	Education	Lv. 3	O	71	750	285	5.5	O
		Physical Education	Lv. 3	O	71	750	285	5.5	O
		Sport Industry Studies	Lv. 3	O	71	750	285	5.5	O
	Medicine	Medicine	Lv. 3	O	71	750	285	5.5	O
		Medical Sciences	Lv. 3	O	71	750	285	5.5	O
		Public Health	Lv. 3	O	71	750	285	5.5	O
		Integrative Medicine	Lv. 3	O	71	750	285	5.5	O
		Medical Device Engineering and Management	Lv. 3	O	71	750	285	5.5	O
		Biomedical Engineering	Lv. 3	O	71	750	285	5.5	O
		Speech Pathology	Lv. 6	X	X	X	X	X	X
Medical Law & Ethics		Lv. 3	O	71	750	285	5.5	O	
Biostatistics and Computing		Lv. 3	O	71	750	285	5.5	O	
Medical Humanities and Social Science		Lv. 3	O	71	750	285	5.5	O	



Campus	College	Department	Korean		English				
			TOPIK	Substitution	TOEFL	TOEIC	TEPS	IELTS	Substitution
Sinchon	Dentistry	Dentistry	Lv. 3	O	71	750	285	5.5	O
		Applied Life Science	Lv. 3	O	71	750	285	5.5	O
	Nursing	Nursing	Lv. 3	O	71	750	285	5.5	O
	Advanced Science Institute	Nano Biomedical Engineering	Lv. 3	O	71	750	285	5.5	O
International	Computing	Integrated Technology	Lv. 3	O	71	750	285	5.5	O
	Pharmacy	Pharmacy	Lv. 3	O	71	750	285	5.5	O
		Industrial Pharmaceutical Sciences	Lv. 3	O	71	750	285	5.5	O
	Medicine	Pharmaceutical Medicine & Regulatory Science	Lv. 3	O	71	750	285	5.5	O
	I_CREATE	Integrative Biotechnology	Lv. 3	O	55	570	257	X	O
Underwood International College	Innovation	Innovation	Lv. 3	O	71	750	285	5.5	O
		Innovative Science & Engineering	X	X	71	750	285	5.5	O
Mirae (Wonju)	Global Creative Convergence	Korean Language and Literature	Lv. 3	O	71	750	285	5.5	O
		English Language and Literature	Lv. 3	O	71	750	285	5.5	O
		History	Lv. 3	O	71	750	285	5.5	O
		Philosophy	Lv. 3	O	71	750	285	5.5	O
		Business Administration (Both Korean AND English Test Score Reports required)	Lv. 3	O	71	750	285	5.5	O
		Economics	Lv. 3	O	71	750	285	5.5	O
		Public Administration	Lv. 3	O	71	750	285	5.5	O
		International Relations	Lv. 3	O	71	750	285	5.5	O
		Industrial Design	Lv. 3	O	71	750	285	5.5	O
		Environmental Finance	Lv. 3	O	71	750	285	5.5	O
		Visual Communication Design	Lv. 3	O	71	750	285	5.5	O
		Design Management	Lv. 3	O	71	750	285	5.5	O
	Science and Technology Convergence	Environmental and Energy Engineering	Lv. 3	O	71	750	285	5.5	O
		Physics	Lv. 3	O	71	750	285	5.5	O
		Chemistry	Lv. 3	O	71	750	285	5.5	O
		Biological Science and Technology	Lv. 3	O	71	750	285	5.5	O
		Packaging	Lv. 3	O	71	750	285	5.5	O
	Software and Digital Healthcare Convergence	YM-KIST Bio-Health Convergence	Lv. 3	O	71	750	285	5.5	O
		Computer Science	Lv. 3	O	71	750	285	5.5	O
		Information and Statistics	Lv. 3	O	71	750	285	5.5	O
		Biomedical Engineering	Lv. 3	O	71	750	285	5.5	O
		Health Administration	Lv. 3	O	71	750	285	5.5	O
		Biomedical Laboratory Science	Lv. 3	O	71	750	285	5.5	O
		Physical Therapy	Lv. 4	△ (Only accept Certificate of B.A Degree in Physical Therapy in Korean University)	X	X	X	X	X
		Occupational Therapy	Lv. 3	O	71	750	285	5.5	O
		Radiation Convergence Engineering	Lv. 3	O	71	750	285	5.5	O
		Dental Hygiene	Lv. 3	O	71	750	285	5.5	O
	Medicine (Wonju)	Medicine	Lv. 3	O	71	750	285	5.5	O
		Global Medical Science	Lv. 3	O	71	750	285	5.5	O
		Wellness and Healthy Aging	Lv. 3	O	71	750	285	5.5	O
		Biostatistics	Lv. 3	O	71	750	285	5.5	O
	Nursing (Wonju)	Nursing	Lv. 3	O	71	750	285	5.5	O

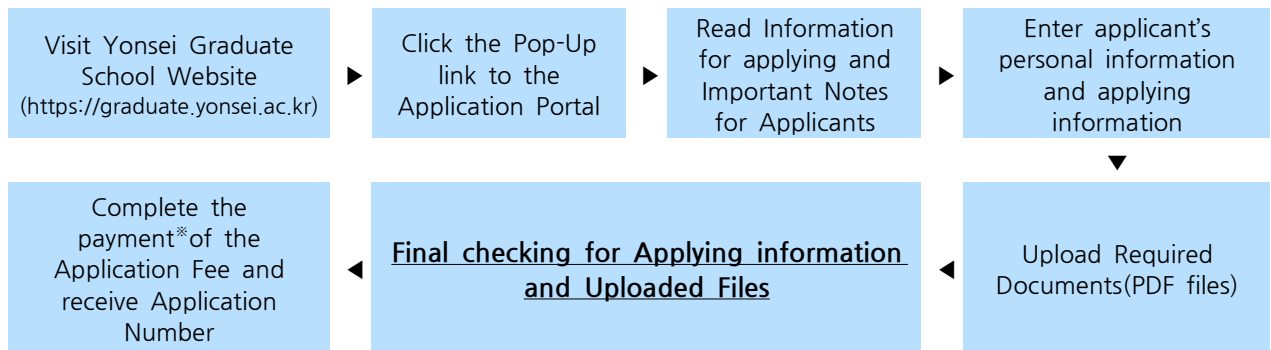


## 1. Important Notes for Application

Once you have completed the online application process (including document upload and payment of application fees), it is strictly NOT allowed to cancel your application, change department/sub field/program, delete or modify submitted documents, or request a refund of the application fee.

- Please review and confirm your selected/entered information online before submission. Responsibility for any errors in the applicant's information rests with the applicant themselves. Please check the details and submitted documents before completing the payment.

### A. How to Apply



※ Please refer to the guideline provided on the application portal

### B. Important Reminders

- Online Application ONLY
- All written information (Academic Records, GPA, Language Proficiency Test scores, etc.) should match with submitted documents.
- When application fee payment is completed, your application number will be provided. Please remember your application number as it will be needed to check your application result. **If you do not receive the application number by deadline, it means the application is not complete. After the deadline, even though you are still editing your application, you cannot proceed further.**
- Make sure not to mistype your name, date of birth, passport number, address, phone number, e-mail address, and visa information, especially since the department may contact the applicant via phone or e-mail, and must be reachable directly by applicant. The applicant has the responsibility to ensure that the contact information is correct and up to date. Please check your email regularly after the announcement of results for any important notices.
- Name and date of birth must be identical with the ones on your passport.
- Applicant must refer to these guidelines and select the exact Program, Campus, Department, Major of their choosing.
- If specific/sub application field of the department are noted in this guideline, applicants must choose one during the application.

## 2. Notices for Submitting Documents

- All submission documents must be scanned from the original (or certified copies) and uploaded in PDF during the application process.
- Please note that we do NOT accept any applications and references in hard copies. Voluntary submission of any kind of documents to the Graduate School, College, or Department is STRICTLY PROHIBITED (Exceptions only for Composition, Music Theory, and Music History major).
- Failure to properly submit required documents may result in disadvantages as it is impossible to verify eligibility.
- If you do not want to submit documents designated as required documents, you can upload them as blank PDF files, but you may be disadvantaged if you submit documents related to the verification of eligibility that are blank.
- Some departments require applicants to submit certain documents, so you must check them on Page 15.
- If a Master's/Integrated program applicant fills out graduate school records or a Doctoral program applicant fills out Doctoral course record, it will be evaluated qualitatively, but it is not recognized as the final academic record.
- Applications CANNOT be CANCELED, REPLACED (submitted documents) or CHANGED (applying information) once paying the application fee, and the fee is non-refundable.
- Relevant (career) experience should be included and documented proof should be uploaded. Otherwise it cannot be included in the evaluation.
  - Only experiences after entering college is acceptable.
- If the documents are written in a language other than Korean or English, they should be submitted along with notarized copies translated into Korean or English.
  - Even if documents are written in a languages other than Korean or English, notarized translations are not needed if they are written side-by-side in Korean or English.
  - It must be a notarized translation, and documents translated arbitrarily or by a non-notarized translator (or website) are not accepted.
- You may face disadvantages in following cases
  - If Certificate of Degree or Graduation, Transcript, etc. is unofficial, “for verification”, screen captured or lacking a seal, etc.
  - If Certificate of Degree or Graduation, Transcript from a Korean university don't have any verification number or the verification number is no longer valid
  - If the evidence is unreliable (unable to verify the issuing authority, unofficial documents, unknown source, etc.)
  - If the scanned file has low resolution and the contents are difficult to recognize, etc.

## 3. Contact Information

- Contact APEXSOFT if you have problems with online application on the portal(system error, file upload, payment, etc.)
  - Tel: 070-4327-9791 e-mail: help@apexsoft.co.kr
  - available 9:30 ~ 17:00 during the application period, except Sat., Sun. and national holidays
- Inquiries about application(eligibility, document to submit, etc.)
  - Tel: 02-2123-4547 ~ 4548
  - available 9:30 ~ 17:00 during the application period, except Sat., Sun. and national holidays



- Only ONE application per semester is accepted for each applicant.
  - You MUST apply for only one department by selecting one admission track
  - If you create more than one application portal ID and apply, all applications will be rejected
- Admission will be revoked in following cases
  - If multiple applications (two or more departments for the same admission track / two or more admission track) by one applicant are found
  - If submitted documents are found to contain false entry, forgery, alteration, or other illegalities (the admission will be revoked even after admission)
  - If a prospective graduate at the time of application fails to obtain a final degree before admission by February 2024 (for a prospective graduate of a Japanese university, by March 2024)
- Application will be excluded from the evaluation in the following cases
  - If required documents are NOT submitted or readable
  - If interview/performance assessment candidate fails to attend or cheats on the interview/performance assessment, he/she will be rejected.
- The detail of the admission evaluations and the reason for the result of [Admitted/Not admitted] will not be disclosed.
- The final result for an Integrated Program applicant's will be divided into [Admitted], [Admitted as Master's course], [Not admitted]. If you received [Admitted as Master's course], you can enroll in Master's course even though you applied for an integrated program
  - Ph.D. will be awarded upon graduation of the integrated program, and a master's degree will not be granted
  - A master's degree may be awarded only to those who meet the requirements for a master's degree in case of interruption of the integrated courses
- For the interviews, candidates need to bring their own valid ID (passport, driver's license or alien registration card). And if the interview/performance assessment are conducted in time slots, candidates complete it at the assigned time.
- The online application service will be outsourced to a third party, but your personal information (name, passport information, contact details, academic records etc.) will not be used for other purposes than processing your application. The personal information of final successful candidates will be used as data for the creation of the academic register of our school, so please agree to the collection and use of personal information upon application. You can disagree, but then you cannot apply.
- The application process will follow Graduate School Regulations, bylaws and enforcement regulations, and department bylaws.
- New Students are not allowed to take a leave of absence in their first semester (except in cases of military service entry, childbirth or health reasons with a medical certificate attached).

**ADMISSION  
TRACK  
GUIDE**



## 1. Department and Programs

### A. Sinchon Campus

College	Department	Program			Sub application field	Others
		MD	PhD	Integ-rated		
Liberal Arts	Korean Language and Literature	○	○	X	1 Korean linguistics(including Korean language education), Modern literature, 3 classical literature 4. Creative convergence: 3 clusters(Translation studies, Creative digital contents and education, Planning publishing&exhibition)	Creative convergence; Master's program only Check the website <a href="https://koreanlit.yonsei.ac.kr/">https://koreanlit.yonsei.ac.kr/</a> for Creative convergence
	Chinese Language and Literature	○	○	○	Chinese Literature, Chinese Cultural Studies, Chinese Linguistics	
	English Language and Literature	○	○	X	English Literature & Culture, English Linguistics, Rhetoric & Composition	
	German Language and Literature	○	○	○	Literature, Linguistics	
	French Language and Literature	○	○	X	Literature, Linguistics	
	Russian Language and Literature	○	○	○	Literature, Linguistics	
	History	○	○	○	Korean history, Asian history, European history	
	Philosophy	○	○	○	Eastern philosophy, Western philosophy	
	Library and Information Science	○	○	○	Library and Information Science, Records Management ※ Laboratory(lab) name is confirmed on the department's website and written in the application form ( <a href="https://yisli.yonsei.ac.kr/doai/lab.do">https://yisli.yonsei.ac.kr/doai/lab.do</a> ) (applicable to all programs)	Records Management: Master's program only ※ For master's program, possible to apply for a dual degree program after admission (Simmons Univ., USA, Univ. of Wisconsin-Milwaukee, USA)
	Psychology	○	○	○	Check the website " <a href="http://psylab.yonsei.ac.kr">http://psylab.yonsei.ac.kr</a> " for sub majors and academic advisors and write them down in the application and study plan Ex) Clinical Psychology Professor OOO	
	Comparative Literature	○	○	X	Specify the major of the previously earned degree when applying online	
	Cognitive Science	○	○	○	Check the website " <a href="http://cogsci.yonsei.ac.kr">http://cogsci.yonsei.ac.kr</a> " for academic advisors and write the name of an intended advisor down in the application and study plan (e.g., Prof. XXX).	
Korean Studies	○	○	X	Korean traditional society & culture, Korean modern society & culture, Korean language education		
Linguistics and Informatics	○	○	X	Korean Language and information, Corpus linguistics, Computational Linguistics, Language engineering, Informatics for Korean Language Education, Lexicography		
Com-merce & Economics	Economics	○	○	○		
	Statistics and Data Science	○	○	○	[Master] Statistics, Data Science	Ph.D., Integrated: No sub field
Business	Business Administration	○	○	○	Marketing, International business, Management, Finance, Accounting, Information systems, Operations management, Management Science only. ※ Master students in several majors (Management, Finance, Information System, Operations Management and Management Science) can have an integrated major (Business Analytics or innovation and Entrepreneurship) with the original major by taking additional courses.	
Graduate School Department	Technology and Business Administration	○	○	○	Specify the major of the previously earned degree when applying online	
Science	Mathematics and Computing	○	○	○	Mathematics, Computational Science and Engineering	
	Physics	○	○	○		
	Chemistry	○	○	○		
	Earth System Sciences	○	○	○	Earth System Sciences, Atmospheric Sciences, Astronomy	

\* Applicants are required to choose their specific/sub application field if it is listed in the chart above.

College	Department	Program			Sub application field	Others
		MD	PhD	Integrated		
Engineering	Chemical and Biomolecular Engineering	<input type="radio"/>	<input type="radio"/>	<input type="radio"/>		
	Electrical and Electronic Engineering	<input type="radio"/>	<input type="radio"/>	<input type="radio"/>		
	Architecture & Architectural Engineering	<input type="radio"/>	<input type="radio"/>	<input type="radio"/>	Architectural History, Planning & Theory, Architectural Design, Building Environments, Building Construction, Structural Engineering, Building Materials	
	Civil and Environmental Engineering	<input type="radio"/>	<input type="radio"/>	<input type="radio"/>	Structures and Materials, Geotechnical and Geoenvironmental Engineering, Water Resources and Ecosystems, Environmental Engineering, Surveying and Geo-spatial Information System, Construction Management, Smart City Infrastructure	
	Mechanical Engineering	<input type="radio"/>	<input type="radio"/>	<input type="radio"/>		
	Materials Science and Engineering	<input type="radio"/>	<input type="radio"/>	<input type="radio"/>		
	Urban Planning Engineering	<input type="radio"/>	<input type="radio"/>	<input type="radio"/>		
	Industrial Engineering	<input type="radio"/>	<input type="radio"/>	<input type="radio"/>		
Life Science & Biotechnology	Science and Technology Policy Life Sciences	X	<input type="radio"/>	X		
		<input type="radio"/>	<input type="radio"/>	<input type="radio"/>	Systems Biology, Biochemistry, Biotechnology	
	Bioindustrial Engineering	<input type="radio"/>	<input type="radio"/>	<input type="radio"/>		Specify the major of the previously earned degree when applying online
Computing	Integrated OMICS Biomedical science	<input type="radio"/>	<input type="radio"/>	<input type="radio"/>	Biology, Biochemistry, Biotechnology, Medicine, Pharmacy, Integrated OMICS and Life Sciences (Genomics, Proteomics, Glycomics, Glycobiology, Metaolomics, Chemical Genomics),	
	Computer Science	<input type="radio"/>	<input type="radio"/>	<input type="radio"/>		
Theology	Artificial Intelligence	<input type="radio"/>	<input type="radio"/>	<input type="radio"/>		
	Theology	<input type="radio"/>	<input type="radio"/>	X	The Old testament, The New testament, Systematic and cultural theology, Philosophy and religion, Church history, Christian ethics, Christian education, Counseling and Coaching, Mission studies	
Social Sciences	Political Science	<input type="radio"/>	<input type="radio"/>	<input type="radio"/>		
	Public policy and management	<input type="radio"/>	<input type="radio"/>	<input type="radio"/>		
	Sociology	<input type="radio"/>	<input type="radio"/>	<input type="radio"/>		
	Cultural Anthropology	<input type="radio"/>	<input type="radio"/>	<input type="radio"/>		
	Communication	<input type="radio"/>	<input type="radio"/>	<input type="radio"/>		
	Area Studies	<input type="radio"/>	<input type="radio"/>	<input type="radio"/>	Europe, Southeast Asia, China, Japan, Russia and Central Asia	
(former) Law	Korean Unification Studies	<input type="radio"/>	<input type="radio"/>	X		
	Social Welfare Policy	X	<input type="radio"/>	X		
Music	Law	<input type="radio"/>	<input type="radio"/>	X		
Human Ecology	Music	<input type="radio"/>	<input type="radio"/>	<input type="radio"/>	Organ, Harpsichord, Choral conducting, Vocal music, Piano, Accompaniment, Percussion, woodwind(Flute), woodwind(Oboe), woodwind(Clarinet), woodwind(Bassoon), woodwind(Saxophone), woodwind(etc.), brass instrument (Horn), brass instrument (Trumpet), brass instrument (Trombone), brass instrument (Tuba), brass instrument (etc.), string music(Violin), string music(Viola), string music(Cello), string music(Double bass), string music(Harp), Orchestral Conducting, Composition, Music Theory, Music history	Orchestral Conducting, Music history: Master's program only
	Clothing and Textiles	<input type="radio"/>	<input type="radio"/>	<input type="radio"/>	Apparel materials/Nano-textile, Advanced functional textiles, Fashion marketing/Luxury brand management, Fashion Retail Business, Apparel design and planning/Smart clothing	
	Food and Nutrition	<input type="radio"/>	<input type="radio"/>	<input type="radio"/>	Food science, Nutrition, Food service & restaurant management	
	Interior Architecture & Built Environment	<input type="radio"/>	<input type="radio"/>	X	Human centered Indoor Environment, Cultural Space Design, Building Illumination, Spatial Behavior & Psychology, Space & Design IT, Spatial Design & Design Intelligence	
	Child and Family Studies	<input type="radio"/>	<input type="radio"/>	X	Human development, Early childhood education, Family studies, Counseling & therapy, Human Life & Innovative Design	Human Life & Innovative Design is an interdisciplinary field (Child and Family Studies & Integrated Design)
	Integrated Design	<input type="radio"/>	<input type="radio"/>	<input type="radio"/>	Fashion design, Communication design, Digital design, Product/Service Design, Human Life & Innovative Design	

\* Applicants are required to choose their specific/sub application field if it is listed in the chart above.

College	Department	Program			Sub application field	Others
		MD	PhD	Integrated		
Sciences in Education	Education	○	○	○	Philosophy and History of Education, Curriculum and Instruction, Educational Technology & Corporate Education, Counselor Education, HRD & Education of Work, Educational Statistics & Data Science, Educational Measurement & Evaluation, Anthropology of Education & Qualitative Research Methods, Educational Administration & Higher Education, Educational Psychology & Learning Sciences, Comparative Education, Organizational learning & HRD, Undeclared major	Undeclared major: Master's program only. Major shall be determined before 2nd semester.
	Physical Education	○	○	○	Exercise Physiology, Sports psychology, Motor control and Motor learning, Sports pedagogy, Coaching Science, Biomechanics, Sports medicine, Sports injuries and rehabilitation	
	Sport Industry Studies	○	○	X	Sports cultural history, Sports psychology, Leisure Business, Exercise Medicine & Rehabilitation, Lifetime Sport, Sport Business & Marketing, Physical Activity Epidemiology & Big Data, Sport Administration and Policy	
Medicine	Medicine	○	○	○	Pathology, Internal Medicine, Neuroscience, Psychiatry, Pediatrics, Dermatology, Surgery, Thoracic and Cardiovascular Surgery, Neurosurgery, Orthopedic Surgery, Plastic and Reconstructive Surgery, Obstetrics, Ophthalmology, Otolaryngology, Urology, Family medicine, Rehabilitation medicine, Radiology, Radiation oncology, Anesthesiology, Laboratory Medicine, Emergency Medicine, Medical Engineering, Preventive Medicine, Nuclear Medicine, Anatomy, Biochemistry and Molecular Biology, Physiology, Pharmacology, Microbiology, Tropical Medicine, Biomedical Science, Biomedical systems informatics, Medical Education, Forensic Medicine	Medical Education: Master's & Ph. D program only
	Medical Sciences	○	○	○	Molecular, Cellular, and Cancer Biology / Infectious Diseases and Immunobiology / Genomics and Data Sciences / Brain and Cognitive Sciences / Regenerative Biology and Translational Medicine (BK 21 Project)	
	Public Health	○	○	○	Health Policy and Management, Healthcare Management and Health Informatics, Epidemiology, Environmental and Occupational Health	
	Integrative Medicine	○	○	○	Digital Healthcare	
	Medical Device Engineering and Management	○	○	○	Medical Device Regulatory Science, Medical Device Technology Commercialization	
	Biomedical Engineering	○	○	○	Biomedical Engineering, Nano Science and Technology, Science for Aging	
	Speech Pathology	○	X	X	Multicultural & Multilingual Studies, Augmentative & alternative communication, Motor speech disorders, Developmental language disorders, Fluency disorders, Voice disorders, Swallowing disorders, Neurologic communication disorders, Articulation & phonology disorders, Auditory Rehabilitation	Degree program accepts applications only for spring admission
	Medical Law & Ethics	○	○	○	Medical Law and Ethics, Medical Humanities	Medical Humanities: MD or PhD only
	Biostatistics and Computing	○	○	X		
	Medical Humanities and Social Science	○	○	X	History and Philosophy of Medicine, Medical Humanities and Social Sciences, Medical Humanities	
Dentistry	Dentistry	○	○	○	Oral pathology, Oral biology, Preventive dentistry & public oral health, Dental biomaterials & bioengineering, Orthodontics, Orofacial Pain & Oral Medicine, Oral & maxillofacial radiology, Oral & maxillofacial surgery, Conservative dentistry, Prosthodontics, Pediatric dentistry, Periodontology, Dental education, Advanced General Dentistry, Dental clinical sciences	Dental clinical sciences: Integrated Program only (only for Fall admission)
	Applied Life Science	○	○	○	Preventive dentistry & public oral health, Microbiology & immunology, Biochemistry & molecular biology, Tumor biology & pathology, Applied biomaterials, Cell physiology & pharmacology, Anatomy & developmental biology	
Nursing Advanced Science Institute	Nursing	○	○	○	Nursing science	
	Nano Biomedical Engineering	○	○	○		

\* Applicants are required to choose their specific/sub application field if it is listed in the chart above.



## B. International Campus (Song-do)

College	Department	Program			Sub application field	Others
		MD	PhD	Integ-rated		
Computing	Integrated Technology	○	○	○		Graduate students may participate in BK21 Intelligent Semiconductor Technology Program
Pharmacy	Pharmacy	○	○	○		
	Industrial Pharmaceutical Sciences	○	X	X		
Medicine	Pharmaceutical Medicine & Regulatory Science	○	○	○		
I_CREATE**	Integrative Biotechnology	○	○	○		
Underwood International College	Innovation	○	○	○		all courses are conducted entirely in English
	Innovative Science & Engineering	○	○	○		

\* Applicants are required to choose their specific/sub application field if it is listed in the chart above.

\*\* I\_CREATE = Institute for Convergence Research and Education in Advanced Technology

## C. Mirae Campus (Wonju)

College	Department	Program			Sub application field	Others
		MD	PhD	Integ-rated		
Global Creative Convergence	Korean Language and Literature	○	○	○		
	English Language and Literature	○	○	○		
	History	○	○	○		
	Philosophy	○	○	○		
	Business Administration	○	○	○		
	Economics	○	○	○		
	Public Administration	○	○	○		
	International Relations	○	○	○	International Relations, Global and Area Studies	If Admitted Student in Global and Area Studies couldn't submit TOPIK Lv.3 or above, (s)he must take Korean language program(over 400hrs) before his/her 3 <sup>rd</sup> semester.
	Industrial Design	○	○	○		
	Environmental Finance	○	○	X		
Visual Communication Design	Visual Communication Design	○	○	○		vd.yonsei.ac.kr
	Design Management	○	X	X		designmanagement.yonsei.ac.kr
Science and Technology Convergence	Environmental and Energy Engineering	○	○	○		
	Physics	○	○	○		
	Chemistry	○	○	○		
	Biological Science and Technology	○	○	○		
	Packaging	○	○	○		
Software and Digital Healthcare Convergence	YM-KIST Bio-Health Convergence	○	○	○		
	Computer Science	○	○	○		
	Information and Statistics	○	○	○		
	Biomedical Engineering	○	○	○		
	Health Administration	○	○	○		
	Biomedical Laboratory Science	○	○	○		
	Physical Therapy	○	○	○		
	Occupational Therapy	○	○	○		
	Radiation Convergence Engineering	○	○	○		
Medicine (Wonju)	Dental Hygiene	○	○	○		
	Medicine	○	○	○		
	Global Medical Science	○	○	○		
	Wellness and Healthy Aging	○	X	X		
Nursing (Wonju)	Biostatistics	○	○	○		
	Nursing	○	X	X	General	

\* Applicants are required to choose their specific/sub application field if it is listed in the chart above.

## 2. Eligibility and Requirements

### A. Eligibility for Applicants – Please refer II. Eligibility and Requirements(p.2~5)

### B. Restriction Eligibility by department

- Business Administration : All Programs of Marketing, Management, Accounting, Finance and PhD Program of Operations Management area accepts only full-time students.
- Integrative Medicine, Medical Device Engineering and Management: Integrated Program accepts only full-time Students.
- Nursing(Sinchon): Integrated Program accepts only full-time Students. If have Bachelor's degree other than Nursing, can be accepted only in Master's program.
- Physical Therapy: Accepts only Bachelor's Degree in Physical Therapy [Submit proof of undergraduate degree (expected/attendance) in Physical Therapy when applying]
- Nursing(Mirae): Accepts only those who have a Bachelor's Degree in Nursing

## 3. Required Documents

### A. Required Documents for All Applicants

#### 1) Required Documents by program(for All)

Required Documents	Master	Ph.D	Integrated
Official Undergraduate Degree Certificate	◎	◎	◎
Official Undergraduate Transcript	◎	◎	◎
Official Graduate Degree Certificate	—	◎	—
Official Graduate School Transcript	—	◎	—
Study Plan	◎	◎	◎
Proof of Language Proficiency	◎	◎	◎
Copy of Passport	◎	◎	◎
Recommendation Letters	○	○	○
Photo of Applicant	◎	◎	◎

[◎: Mandatory(Disadvantage if not submitted)] [○: Recommendation for submission] [—: No submission required]

#### 2) Notice for Required Documents(for All)

Required Documents	Notice
Official Undergraduate Degree Certificate	<ul style="list-style-type: none"> <li>• If the degree has not been awarded yet, applicant needs to submit proof of expected graduation or certificate of attendance/enrollment.</li> </ul>
Official Undergraduate Transcript	<ul style="list-style-type: none"> <li>• If you have transferred university, you need to submit transcripts of all universities or colleges.</li> <li>• Expected degree award applicant is allowed to submit transcript which include up to last semester</li> </ul>
Official Graduate Degree Certificate	<ul style="list-style-type: none"> <li>• If the degree has not been awarded yet, applicant need to submit proof of expected graduation or certificate of attendance/enrollment.</li> </ul>
Official Graduate School Transcript	<ul style="list-style-type: none"> <li>• Expected degree award applicant is allowed to submit transcript which include up to last semester.</li> </ul>
Study Plan	Study Plan should be submitted on the application portal (type in) - For department of Music, those who wish to major in Composition or Music History are required to submit a study plan, Music composition/theory/history majors only among music-major applicants (all the applicants except for the above major should write the information of the work to be played including composer, title, and opus number for all the pieces including the designated one), refer to p.00
Proof of Language Proficiency	Please refer II_3. Language Proficiency Requirements(p.2~5)
Copy of Passport	Copy of Applicant's valid Passport - If the applicant does not have a valid passport, a copy of official state-issued ID card (including photos) is allowed - A multinational owner needs to submit copy of all passports or ID
Recommendation Letters (Maximum Two, Not mandatory But highly recommended to submit)	<ul style="list-style-type: none"> <li>• Submitting through Online Recommendation system in Application portal</li> <li>- Applicants can send e-mail link(s) to their recommender(s) when they apply. The recommender can write and submit a recommendation letter directly to application portal through the link</li> <li>- <a href="#">Deadline for submission is as same as Application deadline</a></li> <li>• If impossible to use Online Recommendation system, applicant can upload recommendation letter (PDF file) when applying (combining both methods is allowed)</li> <li>※ Anyone can recommend, <a href="#">but we highly recommend that is the professor of applicant's university who knows the applicant's academic ability.</a></li> </ul>
Photo of Applicant	You must upload your photo in JPG, which will be used for your student ID card upon admission.

## B. Required Documents by Admission Track

### 1) Non-Korean applicant with Non-Korean parents

Required Document	Notice	
Proof of parents' nationality	<ul style="list-style-type: none"> <li>Copies of the Applicant's Parents' Passports which is valid                             <ul style="list-style-type: none"> <li>- If a valid passport is unavailable, a copy of official state-issued ID card (including photos) is permissible</li> </ul> </li> </ul>	<ul style="list-style-type: none"> <li>Upload in PDF when applying</li> <li>If the documents are written in languages other than Korean or English, they should be submitted along with notarized copies translated into Korean or English. Please refer to p.22</li> </ul>
Official family relationship Document	<ul style="list-style-type: none"> <li>Certificate for proving the relationship between the Applicant and Their parents                             <ul style="list-style-type: none"> <li>- Birth certificate of applicant, Family relationship certificate, Family Register, etc.(legal documents)</li> <li>- (Chinese applicants) "Notarized Kinship of applicant and his/her parents(in English)" Or "Notarized Household Register(in English)" is required</li> </ul> </li> </ul>	
Proof of funds	<ul style="list-style-type: none"> <li>Bank statements for applicant or applicant's parents (Minimum bank balance is KRW 22 million)</li> <li>Proof of external scholarship or expectant scholarship covering your tuition and living expenses (total over KRW 22 million in a year)</li> <li>Other documents to demonstrate financial capacity of more than KRW 22 million</li> <li>※ If the financial guarantor is not a parent, submit the relationship certificate</li> <li>※ The total must be at least KRW 22 million if multiple proofs are submitted</li> <li>※ Admitted students need to resubmit for student visa application</li> </ul>	
Letter of Confirmation (Non-Korean)	<ul style="list-style-type: none"> <li>Upload in PDF when applying</li> <li>Yonsei Graduate School Website (<a href="https://graduate.yonsei.ac.kr">https://graduate.yonsei.ac.kr</a>) - Admission - Int'l Student Track - Refer to the attached form (signature required)</li> </ul>	
Certificate of renunciation of Korean nationality	<ul style="list-style-type: none"> <li>Only for Korean descent (mandatory), Upload in PDF when applying (applicant's and both of parents')</li> </ul>	

### 2) Overseas Non-Koreans[Who have completed their entire curriculum(elementary~bachelor's) from abroad]

Required Document	Notice	
Proof of graduation (from elementary to high school)	<ul style="list-style-type: none"> <li>It MUST be apostilled or consular confirmed(refer p.23)</li> <li>Documents issued by Chinese institutions should be notarized by the Public Notary Office (公证处)</li> </ul>	<ul style="list-style-type: none"> <li>Upload in PDF when applying</li> <li>If the documents are written in languages other than Korean or English, they should be submitted along with notarized copies translated into Korean or English. Please refer to p.22</li> </ul>
Transcripts (from elementary to high school)	<ul style="list-style-type: none"> <li>It should cover from the first year of elementary to the last year of high school (records of every semester or year)</li> <li>Documents issued by Chinese institutions should be notarized by the Public Notary Office (公证处)</li> </ul>	
Proof of funds	<ul style="list-style-type: none"> <li>Bank statements for applicant or applicant's parents(Minimum bank balance is KRW 22 million)</li> <li>Proof of external scholarship or expectant scholarship covering your tuition and living expenses (Total over KRW 22 million in a year)</li> <li>Other documents to demonstrate financial capacity of more than KRW 22 million</li> <li>※ If document is not under your name, submit the relationship certificate</li> <li>※ The total must be at least KRW 22 million if multiple proofs are submitted</li> <li>※ Admitted students need to resubmit for student visa application</li> </ul>	
School report form (entire education outside of Korea)	<ul style="list-style-type: none"> <li>Upload in PDF when applying</li> <li>Yonsei Graduate School Website (<a href="https://graduate.yonsei.ac.kr">https://graduate.yonsei.ac.kr</a>) - Admission - Int'l Student Track - Refer to the attached form (Signature required)</li> </ul>	

- ※ If the applicant satisfies both the eligibility of 「Non-Korean Applicant with Non-Korean Parents」 and 「Overseas Non-Korean」, they should select 「Non-Korean Applicant with Non-Korean Parents」
- ※ Holders of multiple nationalities including a Korean citizenship MUST select Overseas Korean option
- ※ If the submitted documents are not fit with the regulations, you will be rejected. So please apply to General Admission Track

### 3) Overseas Koreans[Who have completed their entire curriculum(elementary~bachelor's) from abroad]

Required Document	Notice	
Proof of graduation (from elementary to high school)	<ul style="list-style-type: none"> <li>It MUST be apostilled or consular confirmed (refer to p.23)</li> <li>Documents issued by Chinese institutions should be notarized by the Public Notary Office (公证处)</li> </ul>	<ul style="list-style-type: none"> <li>Upload in PDF when applying</li> <li>If the documents are written in languages other than Korean or English, they should be submitted along with notarized copies translated into Korean or English. Please refer to p.22</li> </ul>
Transcripts (from elementary to high school)	<ul style="list-style-type: none"> <li>It should cover from the first year of elementary to the last year of high school (records of every semester or year)</li> <li>Documents issued by Chinese institutions should be notarized by the Public Notary Office (公证处)</li> </ul>	
School report form (entire education outside of Korea)	<ul style="list-style-type: none"> <li>Upload in PDF when applying</li> <li>Yonsei Graduate School Website (<a href="https://graduate.yonsei.ac.kr">https://graduate.yonsei.ac.kr</a>) - Admission - Int'l Student Track - Refer to the attached form (Signature required)</li> </ul>	
Certificate of The Entry & Departure	<ul style="list-style-type: none"> <li>Upload in PDF when applying</li> <li>It should cover from the first date of elementary to the last date of high school                             <ul style="list-style-type: none"> <li>- Multinational owner must submit all certificates for each passport they have been issued</li> <li>- If a passport is reissued within the designated period, submit all certificates for each passport</li> </ul> </li> </ul>	

- ※ If the submitted documents do not adhere to the regulations, you will be rejected. Please apply to General Admission Track

## C. Optional Documents and Additional Required Documents by Department

### 1) Optional Documents

Optional Documents	Notice	
Proof of work/research experience	<ul style="list-style-type: none"> <li>• Fill out relevant experiences and upload the proof</li> <li>• Only experiences after entering college are acceptable</li> </ul>	<ul style="list-style-type: none"> <li>• Upload in PDF when applying</li> </ul>
Proof of employment	<ul style="list-style-type: none"> <li>• Only for those currently employed</li> </ul>	

### 2) Additional Required Documents by Department

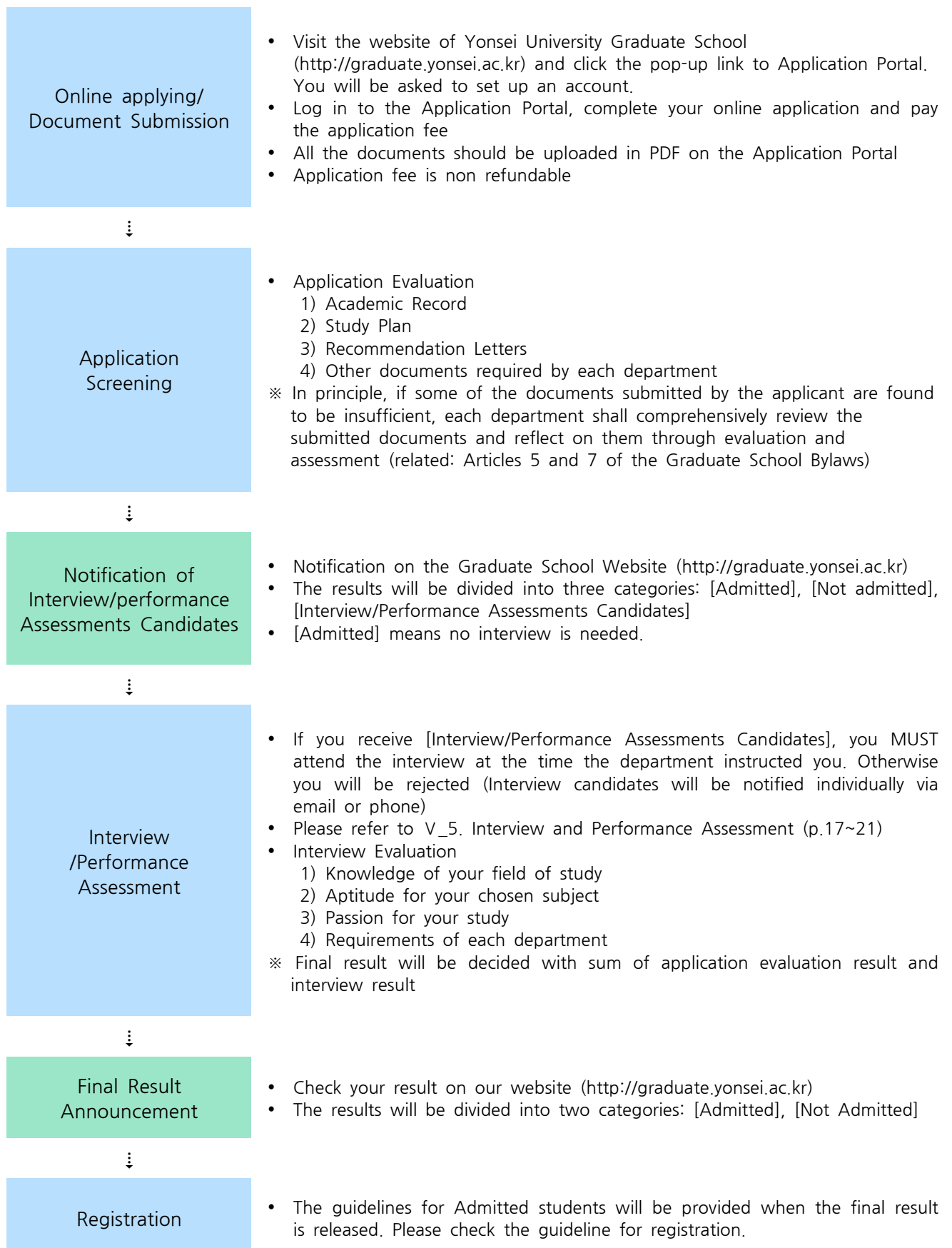
① [Ph.D] Abstract of Master's thesis: MUST submit in PDF (Do not upload full thesis)

② If the applicant has publications or relevant work experience, submit documents for proof and the list in PDF when applying.

- maximum 5 pages, upload only abstract for thesis/report/published documents

Department	Required Documents and Notice	
English Language and Literature (Sinchon Campus)	① and ②	
Chemistry (Sinchon)	[Ph.D] Master's Thesis	<ul style="list-style-type: none"> <li>• Upload in PDF when applying</li> </ul>
Architecture & Architectural Engineering	[Architectural Design] Portfolio	<ul style="list-style-type: none"> <li>• Upload in PDF when applying(ONE file, Maximum 20 pages)</li> </ul>
Cultural Anthropology	①(Mandatory) and ②(Recommend to submit)	
	Letter of recommendation (Mandatory)	<ul style="list-style-type: none"> <li>• For submission, please refer p.13</li> <li>• [Master] At least ONE</li> <li>• [Ph. D, Integrated] At least TWO, One of them should be written by a person who can assess the applicant's academic competence and research performance.</li> </ul>
Music	Assessment Music	<ul style="list-style-type: none"> <li>• Upload in PDF when applying(A4 Size, Handwriting and image files are NOT accepted)</li> <li>• Typewrite assessment music [applicant name, major, name of the music, composer(including designated pieces)] in Study Plan when applying(if omitting them, the applicant cannot pass the 1st round.)</li> </ul>
	[Composition] workpiece with USB	<ul style="list-style-type: none"> <li>• Submit to College of Music Hall A, Room 234 with applicant information(application number and name)</li> <li>• Deadline is the same with application Period</li> <li>• Please refer V_5_B. Performance Assessment (p.20~21)</li> </ul>
	[Music history and music theory] essay which can demonstrate both writing skill and expertise	
Child and Family Studies	Career and research achievements (e.g., publication, conference presentation)	<ul style="list-style-type: none"> <li>• Upload in PDF when applying</li> <li>• The following will be accepted as documentary evidence(Thesis: abstract, journal publication: first page containing author's name and abstract, conference paper: first page containing the name of the conference, the title of the poster/paper, author(s), and date).</li> </ul>
Integrated Design	Portfolio	<ul style="list-style-type: none"> <li>• Upload a single PDF (within 5~15 pages in total)</li> <li>• In the case of film or interface/interactive design, please include the link addresses of designs in the Portfolio.</li> </ul>
	Relevant work experience with Documents for proof	<ul style="list-style-type: none"> <li>• Fill out relevant work experiences and upload documents for proof in PDF during application</li> <li>• Will be counted upon the submission of certificates and/or documentary evidence</li> <li>• Additional points are given according to the department's bylaws</li> </ul>
Medical Sciences (BK21 Project), Integrative Medicine, Medical Device Engineering and Management	① and ②	
Integrative Biotechnology	① and ②	
Innovative Science & Engineering	① and ②	
Visual Communication Design	Portfolio	<ul style="list-style-type: none"> <li>• Portfolio must be brought for the interview</li> </ul>

## 4. Evaluation Procedure and Criteria



## 5. Interview and Performance Assessments

### A. Interview Guide

- 1) If interview candidate fails to attend in or cheats on the interview, he/she will be rejected.
- 2) For the interview, candidates need to bring their own valid ID (passport, driver's license or alien registration card).
- 3) If interview is scheduled in different time slots, candidates must participate at their assigned time.
- 4) Depending on the department, candidates living abroad may have the option to conduct video/phone interviews so please provide accurate contact information.

※ by Department: Applicants will be informed individually two days prior to the interview with the contact information (e-mail, cell phone) on the application.

Campus	Department	Day & Time	Method	Interview	Notification	Notice	
Sin-chon	Korean Language and Literature	12. 2.(Sat) TBA	Face to Face	○	※ by Department		
	Chinese Language and Literature	12. 2.(Sat) TBA	Face to Face	○	※ by Department	Taking exams (2 hours: Classical Chinese + Chinese Language and Literature) and then have an interview.	
	English Language and Literature	12. 2.(Sat) TBA	Face to Face	○	※ by Department		
	German Language and Literature	12. 2.(Sat) TBA	Face to Face	○	※ by Department		
	French Language and Literature	12. 2.(Sat) TBA	Face to Face	○	※ by Department		
	Russian Language and Literature				×		
	History	12. 2.(Sat) TBA	Face to Face	○	※ by Department		
	Philosophy				×		
	Library and Information Science	12. 2.(Sat) TBA	Face to Face	○	※ by Department		
	Psychology	12. 2.(Sat) TBA	Face to Face	○	※ by Department		
	Comparative Literature				×		
	Cognitive Science				×		
	Korean Studies				×		
	Linguistics and Informatics				×		
	Economics	12. 2.(Sat) TBA	Face to Face	○	※ by Department		
	Statistics and Data Science	11. 30.(Thu) TBA	Face to Face	○	※ by Department		
	Business Administration	12. 2.(Sat) TBA	Face to Face	○	※ by Department	msphd_ysb@yonsei.ac.kr	
	Technology and Business Administration	12. 2.(Sat) TBA	Face to Face	○	※ by Department	yonseimot@yonsei.ac.kr	
	Mathematics and Computing (Mathematics)	12. 2.(Sat) TBA	Face to Face	○	※ by Department		
	Mathematics and Computing (Computational Science and Engineering)	TBA	Face to Face	○	※ by Department	csdept@yonsei.ac.kr	
	Physics				×		
	Chemistry				×		
	Earth System Sciences (Earth System Sciences)				×		
	Earth System Sciences (Atmospheric Sciences)				×		
	Earth System Sciences (Astronomy)				×		
	Chemical and Biomolecular Engineering	12. 2.(Sat) TBA	Face to Face	○	※ by Department	chemeng2750@yonsei.ac.kr	
	Electrical and Electronic Engineering	12. 2.(Sat) TBA	Face to Face	○	※ by Department		
	Architecture & Architectural Engineering	12. 2.(Sat) TBA	Face to Face	○	※ by Department		
	Civil and Environmental Engineering				×		
	Mechanical Engineering				×		
	Materials Science and Engineering				×		
	Urban Planning Engineering	12. 2.(Sat) TBA	Face to Face	○	※ by Department		
Industrial Engineering	12. 2.(Sat) TBA	Face to Face	○	※ by Department			
Science and Technology Policy				×			
Life Sciences(Systems Biology)	12. 2.(Sat) 10:00	Face to Face	○		Science Research Center S114	Department will give guide for Candidates living abroad	
Life Sciences(Biochemistry)	12. 2.(Sat) 10:00	Face to Face	○		Science Research Center S438		
Life Sciences(Biotechnology)	12. 2.(Sat) TBA	Face to Face	○	※ by Department			
Bioindustrial Engineering	12. 2.(Sat) TBA	Face to Face	○	※ by Department			
Integrated OMICS Biomedical science				×			

- 1) If interview candidate fails to attend in or cheats on the interview, he/she will be rejected.
- 2) For the interview, candidates need to bring their own valid ID (passport, driver's license or alien registration card).
- 3) If interview is scheduled in different time slots, candidates must participate at their assigned time.
- 4) Depending on the department, candidates living abroad may have the option to conduct video/phone interviews so please provide accurate contact information.

※ by Department: Applicants will be informed individually two days prior to the interview with the contact information (e-mail, cell phone) on the application.

Campus	Department	Day & Time	Method	Interview	Notification	Notice
Sin- chon	Computer Science			×		
	Artificial Intelligence	12. 2.(Sat) TBA	Face to Face	○	※ by Department	Taking Computer-programming test (1hour) and then may have interview.
	Theology	12. 2.(Sat) 10:00	Face to Face	○	※ by Department	
	Political Science	12. 2.(Sat) TBA	Face to Face	○	※ by Department	
	Public policy and management	12. 2.(Sat) TBA	Face to Face	○	※ by Department	
	Sociology	12. 2.(Sat) TBA	Face to Face	○	※ by Department	
	Cultural Anthropology	12. 2.(Sat) TBA	Face to Face	○	※ by Department	culture@yonsei.ac.kr
	Communication	12. 2.(Sat) TBA	Face to Face	○	※ by Department	
	Area Studies	12. 2.(Sat) TBA	Face to Face	○	※ by Department	
	Korean Unification Studies	12. 2.(Sat) TBA	Face to Face	○	※ by Department	
	Social Welfare Policy	12. 2.(Sat) TBA	Face to Face	○	※ by Department	
	Law				×	
	Clothing and Textiles	12. 2.(Sat) 10:00	Face to Face	○	※ by Department	
	Food and Nutrition				×	
	Interior Architecture & Built Environment	12. 2.(Sat) TBA	Face to Face	○	※ by Department	
	Child and Family Studies	12. 2.(Sat) 10:00	Face to Face	○	※ by Department	
	Integrated Design	12. 2.(Sat) TBA	Face to Face	○	※ by Department	Prepare to present representative work from the submitted portfolio (prepare data to share on the screen).
	Education	12. 2.(Sat) TBA	Face to Face	○	※ by Department	
	Physical Education	12. 2.(Sat) TBA	Face to Face	○	※ by Department	
	Sport Industry Studies	12. 2.(Sat) TBA	Face to Face	○	※ by Department	
	Medicine	TBA	Face to Face	○	※ by Department	
	Medical Sciences	11. 29.(Wed) TBA	Face to Face	○	※ by Department	
	Public Health	12. 2.(Sat) TBA	Face to Face	○	※ by Department	
	Integrative Medicine	TBA	Face to Face	○	※ by Department	
	Medical Device Engineering and Management	TBA	Face to Face	○	※ by Department	
	Biomedical Engineering				×	
	Speech Pathology	12. 2.(Sat) TBA	Face to Face	○	※ by Department	
	Medical Law & Ethics	12. 2.(Sat) TBA	Face to Face	○	※ by Department	
	Biostatistics and Computing	12. 2.(Sat) TBA	Face to Face	○	※ by Department	
	Medical Humanities and Social Science				×	
Dentistry				×		
Applied Life Science				×		
Nursing	12. 2.(Sat) 9:00	Face to Face	○	※ by Department		
Nano Biomedical Engineering	12. 2.(Sat) 10:00	Face to Face	○	※ by Department		
Inter- national	Integrated Technology	12. 2.(Sat) TBA	Face to Face	○	※ by Department	
	Pharmacy	12. 2.(Sat) TBA	Face to Face	○	※ by Department	
	Industrial Pharmaceutical Sciences	12. 2.(Sat) TBA	Face to Face	○	※ by Department	
	Pharmaceutical Medicine & Regulatory Science	12. 2.(Sat) TBA	Face to Face	○	※ by Department	
	Integrative Biotechnology	12. 2.(Sat) TBA	Face to Face	○	※ by Department	
	Innovation	12. 2.(Sat) TBA	Face to Face	○	※ by Department	
	Innovative Science & Engineering	12. 2.(Sat) TBA	Face to Face	○	※ by Department	

- 1) If interview candidate fails to attend in or cheats on the interview, he/she will be rejected.
- 2) For the interview, candidates need to bring their own valid ID (passport, driver's license or alien registration card).
- 3) If interview is scheduled in different time slots, candidates must participate at their assigned time.
- 4) Depending on the department, candidates living abroad may have the option to conduct video/phone interviews so please provide accurate contact information.

※ by Department: Applicants will be informed individually two days prior to the interview with the contact information (e-mail, cell phone) on the application.

Campus	Department	Day & Time	Method	Interview	Notification	Notice
Mirae	Korean Language and Literature			×		
	English Language and Literature			×		
	History			×		
	Philosophy			×		
	Business Administration	12. 2.(Sat) TBA	Face to Face	○	※ by Department	
	Economics	12. 2.(Sat) TBA	Face to Face	○	※ by Department	
	Public Administration	12. 2.(Sat) TBA	Face to Face	○	※ by Department	
	International Relations	12. 2.(Sat) TBA	Face to Face	○	※ by Department	
	Industrial Design	12. 2.(Sat) TBA	Face to Face	○	※ by Department	
	Environmental Finance	12. 2.(Sat) TBA	Face to Face	○	※ by Department	
	Visual Communication Design	12. 2.(Sat) TBA	Face to Face	○	※ by Department	
	Design Management	12. 2.(Sat) TBA	Face to Face	○	※ by Department	
	Environmental and Energy Engineering			×		
	Physics			×		
	Chemistry			×		
	Biological Science and Technology			×		
	Packaging			×		
	YM-KIST			×		
	Bio-Health Convergence			×		
	Computer Science			×		
	Information and Statistics			×		
	Biomedical Engineering			×		
	Health Administration	TBA	Face to Face	○	※ by Department	
	Biomedical Laboratory Science			×		
	Physical Therapy	12. 2.(Sat) TBA	Face to Face	○	※ by Department	
	Occupational Therapy			×		
	Radiation Convergence Engineering			×		
	Dental Hygiene	TBA	Face to Face	○	※ by Department	
	Medicine	12. 2.(Sat) TBA	Face to Face	○	※ by Department	
	Global Medical Science	12. 2.(Sat) TBA	Face to Face	○	※ by Department	
Wellness and Healthy Aging	12. 2.(Sat) TBA	Face to Face	○	※ by Department		
Biostatistics	12. 2.(Sat) TBA	Face to Face	○	※ by Department		
Nursing	TBA	Face to Face	○	※ by Department		



## B. Performance Assessment: Department of Music

- Dec. 2.(SAT), Please check individual schedule when the 1st round result released(Graduate school website)
- [For other details for Performance Assessment, Please contact to the college of music\(refer p.30\)](#)

### 1) Master's Degree Program

- A) All of the below assessment should be played from memory (with exception to Accompaniment); omit repetition (exceptionally applicants for harpsichord major may include repeats)
- B) Prior to applying for the test pieces, fill out the form (prohibition of handwriting and tabulation) with the applicant's name and detailed major, composer's name, piece's title, and opus number for all the pieces including the designated one; the academic and research plan must be submitted.
- C) [Submit to College of Music Hall A, Room 234, until the application deadline] Applicants for composition should submit their workpiece with USB along with application documents; and applicants for music history and music theory should submit an essay which can demonstrate both writing skill and expertise along with application documents.
- D) All applicants must bring their own accompanists.
- E) Assignment by Major

Major	Assignment
Organ	① Around 10-minute major work by J.S. Bach beside Chorale-based works ② A major work of applicant's choice from "Romantic" or "Contemporary" period * total of around 20-minute recital of the two works
Harpsichord	Applicants may choose a program from the list below, the total timing being approximately 25 minutes. The program must include repertoire of at least 3 different styles, including music by J.S Bach. To memorize music and to include repeats are not mandatory. 1. A work by J.S. Bach 2. A work by a French Baroque composer from the 17th or 18th Century 3. A work from the 17th Century Italian repertoire 4. English virginal music 5. A work by a German Baroque composer 6. Sonatas of Domenico Scarlatti or A. Soler or C.Seixas 7. A work written after J.S.Bach (Bach's sons or J. Haydn or W.A Mozart)
Choral Conducting	1. 1st assessment ① Sight-singing - Send individually to the registered email address 3 days before the entrance exam - Sing at sight, without preparation ② Music dictation: two voices ③ Theory of harmony: overall spectrum (including modulation) ④ Piano: Classical Sonata (fast movement) ⑤ vocal music: free choice between Italian/German songs 2. 2nd assessment - Rehearse a choir in the performance of 2 songs (Maximum 15-min) 1) test piece : <Laudate> by K. NYSTEDT 2) free choice: Applicants are supposed to prepare 30 copies of the piece for the choir. * All applicants must bring their own accompanists. * Only short-listed candidates can take the second assessment.
Vocal Music	① 2 songs of Aria(Opera, Oratorio, Concerto, Cantata, Mass) ② 4 songs in different languages
Piano	40-minutes recital program including three musical eras - 1 classical sonata (all movements) , 1 romantic piece must be included
Accompaniment	① Solo - The first or the last movement of F. J. Haydn or W. A. Mozart Sonata ② Instrumental Piece - choose 1 from below - whole movement L. van Beethoven : Cello Sonata No.1 in F Major J. Brahms : Cello Sonata No.2 in F Major L. van Beethoven : Cello Sonata No. 3 in A Major J. Brahms : Violin Sonata No. 3 in d minor L. van Beethoven : Violin Sonata No. 3 in E flat Major J. Brahms : Clarinet Sonata No. 1 in f minor L. van Beethoven : Violin Sonata No. 7 in c minor, G. Fauré : Violin Sonata No. 1 in A Major L. van Beethoven : Violin Sonata No. 9 in a minor S. V. Rachmaninoff : Cello Sonata F. Mendelssohn : Cello Sonata No. 2, Op. 58 R. Strauss : Violin Sonata in E flat Major C. Franck : Sonata for Violin or Cello in A Major * Applicants have to prepare all 1 and 2. * Applicants have to accompany the soloist by one's own. * Solo should be played from memory while accompaniment can be played with score.
Orchestral Instrument	<Brass and Wooden Wind> A complete work from your choice <Percussion> 15-minute recital with major instruments <String> (1) Violin ① choose one work from W. A. Mozart, Violin Concerto Nos. 3, 4, 5 - the first movement (including cadenza) ② choose one work from major concertos - whole movement(including cadenza) * should play both work (2) Viola Viola Sonata or Concerto - whole movement (3) Cello ① choose one work from J. S. Bach, Suite Nos. 4, 5, 6 - Prelude & Sarabande ② choose one work from L. v. Beethoven, Cello Sonata No. 3; J. Brahms, Cello Sonata No. 2; F. Schubert, Arpeggione Sonata - 1 <sup>st</sup> Mt. ③ J. Haydn, Cello Concerto in D Major - 1 <sup>st</sup> Mt. (4) Contrabass Choose 1 concerto from Classical to Romantic - whole movement <Harp> Choose 1 from concerto from Classical to Romantic, Sonata, suite - whole movement
Orchestral Conducting	① piano: fast movement from Romantic and Classic composers (1each) ② piano: 1 song from opera ③ listening & composing ④ harmony, counterpoint ⑤ Conducting Assessment: Beethoven Symphony No. 2 - the first movement
Composition	① submit 2 main workpieces (including recent works) ② submit CD recorded with more than 1 piece ③ Interview
Music Theory	① Thesis or essay (more than 10 pages) ② Interview and oral examination
Music History	① submit essay (at least 10 pages) ② interview and oral examination

## 2) D.M.A Degree & Integrated Program

- A) All of the below assessment should be played from memory (with exception to Accompaniment); omit repetition (exceptionally applicants for harpsichord major may include repeats)
- B) Prior to applying for the test pieces, fill out the form (prohibition of handwriting and tabulation) with the applicant's name and detailed major, composer's name, piece's title, and opus number for all the pieces including the designated one; the academic and research plan must be submitted.
- C) [Submit to College of Music Hall A, Room 234, until the application deadline] Applicants for composition should submit their workpiece with USB along with application documents; and applicants for music history and music theory should submit an essay which can demonstrate both writing skill and expertise along with application documents.
- D) All applicants must bring their own accompanists.
- E) Assignment by Major

Major	Assignment
Organ	<ul style="list-style-type: none"> <li>① A work from Pre-Bach</li> <li>② A 10-min major work by J. S. Bach</li> <li>③ A work from Romantic literature</li> <li>④ A work from Contemporary literature * total of around 40-min recital</li> </ul>
Harpsichord	<p>Applicants may choose a program from the list below, the total timing being approximately 40 minutes The program must include repertoire of at least 3 different styles, including music by J.S Bach To memorize music and to include repeats are not mandatory.</p> <ul style="list-style-type: none"> <li>1. A work by J.S. Bach</li> <li>2. A work by a French Baroque composer from the 17th or 18th Century</li> <li>3. A work from the 17th Century Italian repertoire</li> <li>4. English virginal music</li> <li>5. A work by a German Baroque composer</li> <li>6. Sonatas of Domenico Scarlatti or A. Soler or C.Seixas</li> <li>7. A work written after J.S.Bach (Bach's sons or J. Haydn or W.A Mozart)</li> </ul>
Choral Conducting	<ul style="list-style-type: none"> <li>1. 1st assessment <ul style="list-style-type: none"> <li>① Sight-singing - Send individually to the registered email address 3 days before the entrance exam - Sing at sight, without preparation</li> <li>② Music dictation: two voices</li> <li>③ Theory of harmony: overall spectrum (including modulation)</li> <li>④ Piano: Classical Sonata (fast movement)</li> <li>⑤ Vocal music: free choice between Italian/German songs</li> <li>⑥ Research Plan: It must include your interests and research plan (additional to your personal statement/study plan)</li> </ul> </li> <li>2. 2nd assessment - Rehearse a choir in the performance of 2 songs (<b>Maximum 15-min</b>) <ul style="list-style-type: none"> <li>1) test piece: <b>&lt;Laudate&gt; by K. NYSTEDT</b></li> <li>2) free choice: Applicants are supposed to prepare 30 copies of the piece for the choir.</li> </ul> </li> </ul> <p>* All applicants must bring their own accompanists. * Only short-listed candidates will take the second assessment.</p>
Vocal Music	<p>Prepare 30-minute repertoire (should include 1 Opera Aria, 1 song from Oratorio, Concerto, Cantata, Mass Aria and song that includes 4 languages; the repertoire should also include 4 ages Baroque, Classic, Romantic, Contemporary)</p>
Piano	<p>60 minute program consisting of a classical sonata (complete) and works from three different periods: Baroque, Romantic, Contemporary (Excluding Impressionistic composers such as Debussy, Ravel and Neo-romantic composers such as Rachmaninoff, Scriabin)</p>
Accompaniment	<ul style="list-style-type: none"> <li>1. Solo <ul style="list-style-type: none"> <li>1) First or last movement from a Haydn or Mozart Piano Sonata (to be performed from memory).</li> <li>2) One 19th or 20th century solo piano piece of the applicant's choice (to be performed from memory)</li> </ul> </li> <li>*Solo pieces must be played from memory.</li> <li>2. Instrumental Accompanying <ul style="list-style-type: none"> <li>1) One Beethoven Sonata: <ul style="list-style-type: none"> <li>Piano and Violin Sonatas Op. 12/3, Op.24, Op. 30/2, Op. 47, Op. 96</li> <li>Piano and Cello Sonatas Op. 5/1, Op. 69, Op. 102/1, Op. 102/2</li> </ul> </li> <li>2) One Romantic Sonata: <ul style="list-style-type: none"> <li>J. Brahms Violin Sonata Op. 108, Cello Sonata Op. 99, Clarinet/Viola Sonata Op. 120/1</li> <li>G. Faure Violin Sonata Op. 13</li> <li>F. Chopin - Cello Sonata</li> <li>C. Franck Violin/Cello Sonata</li> <li>R. Strauss Violin Sonata</li> <li>S. Rachmaninoff Cello Sonata</li> </ul> </li> </ul> </li> <li>* Applicants have to prepare all 1 and 2.</li> <li>* Applicants have to accompany the soloist by one's own.</li> <li>* Solo should be played from memory while accompaniment can be played with score.</li> </ul>
Brass and Wooden Wind	60-minute of free choice works presenting each periods
Percussion	60-minute of free choice works and instruments, including major instruments
Violin	<ul style="list-style-type: none"> <li>① choose one work from J. S .Bach, Six Sonatas - all movements</li> <li>② choose one work from W. A. Mozart, Violin Concertos Nos. 3, 4, 5 - 1<sup>st</sup> Mt. (including cadenza)</li> <li>③ choose one work from major Violin Concertos - all movements</li> </ul>
Viola	1-hour recital program (should include more than 4 works from different periods)
Cello	<ul style="list-style-type: none"> <li>① choose 1 from J. S. Bach, Suite Nos. 4, 5, 6 - Prelude &amp; Sarabande &amp; Gigue</li> <li>② choose 1 from below <ul style="list-style-type: none"> <li>- J. Brahms, Cello Sonata in F Major, Op. 99 - 1<sup>st</sup> Mt.</li> <li>- L. v. Beethoven, Cello Sonata in A Major, Op. 69 - 1<sup>st</sup> Mt.</li> <li>- F. Schubert, Arpeggione Sonata in a minor, D. 821 - 1<sup>st</sup> Mt.</li> </ul> </li> <li>③ 1 contemporary piece composed after 1950 (solo or with piano accompaniment)</li> </ul>
Composition	<ul style="list-style-type: none"> <li>① submit 3 main workpieces (including recent works)</li> <li>② submit CD recorded with more than 2 pieces</li> <li>③ Interview</li> </ul>
Music Theory	<ul style="list-style-type: none"> <li>① Thesis and essay (more than 10 pages)</li> <li>② Interview and oral examination</li> </ul>

**INFORMATION**



## 1. Guideline for Overseas Universities Documents

- Applicants from overseas universities shall submit a certificate of degree with Apostille or consular confirmation. Please refer to p. 23.
    - If the applicant did not prepare apostilled or consular confirmed documents, the official certificate of degree (in PDF) can be acceptable when applying. However, [admitted students need to submit the apostilled or consular confirmed certificate of degree \(in physical form\) after the final result are announced](#), so it is recommended to prepare in advance. [[After admission \(including for student visas\), expected graduation, attendance records, enrollment or provisional certificates will not be accepted.](#) Information on the submission period and procedure will be provided through the guidelines for admitted students.]
    - [Applicants from Chinese universities](#) shall submit English version of the Degree Certificates issued by 「China Credentials Verification」 (possible to issue through <http://www.chsi.com/cn>) and notarized certificate of degree issued by Universities (consular confirmation not required.)
    - Upload in PDF format when applying
  - Transcripts do not require Apostille or consular confirmation, must be original copy of official document.
    - If [the grading system is different with 4.0, 4.3, 4.5, or percentage grading system, please attach the official description data.](#) Description data should be officially issued from universities or country (official letter from university can be acceptable). It is recommended to submit this information to avoid potential disadvantages.
    - If there is no GPA on the transcript, you must attach additional documents to confirm GPA (official letter from university can be acceptable).
    - If transcript is unofficial, “for verification”, screen captured or lacking a seal, it may result in disadvantages.
  - If the documents are written in languages other than Korean or English, they should be submitted along with notarized copies translated into Korean or English.
    - For Documents written in languages other than Korean or English, you do not need to get a translation notarization if they are presented side-by-side in Korean or English.
    - It must be a notarized translation, and documents translated arbitrarily or by a non-notarized translator (or website) are not accepted
  - Other Notices are the same with documents for students from Korean universities, so please refer III\_2. Notices for Submitting Documents (p.7) and V\_3. Required Documents (p.13~15)
- ※ [Foreign university branches located in Korea are not considered overseas universities, and therefore applicants must select “Republic of Korea” as located country of the university when applying \(e.g. international university in Song-do\).](#)

## 2. Information on Apostille/Consulate Authentications

- Documents from the Country party to the Convention of the Apostille need to be verified by Appostille.
- Documents from the Country NOT party to the Convention of the Apostille need to be verified by the consul of the Korean embassy in document's country of origin or by the consul of document's country of origin's embassy in Korea.
- Documents from China is acceptable without consular confirmation, but they must be verified by CHSI or notarized.

※ The list of the country joined convention of the Apostille (23th Mar 2023)

Continent	Country/Region
Asia, Oceania(22)	New Zealand, Niue, Marshall Islands, Mauritius, Mongolia, Vanuatu, Brunei, Samoa, Singapore, Australia, India, Indonesia, Japan, China** (Macao, Hong Kong), Cook Islands, Tajikistan, Tonga, Pakistan, Palau, Fiji, Philippines, Republic of Korea
Europe(52)	Greece, the Netherlands, Norway, Denmark, Germany, Latvia, Russia, Romania, Luxembourg, Lithuania, Liechtenstein, Macedonia, Monaco, Montenegro, Malta, Belgium, Belarus, Bosnia and Herzegovina, Bulgaria, San Marino, Serbia, Sweden, Switzerland, Spain, Slovakia, Slovenia, Armenia, Iceland, Ireland, Azerbaijan, Andorra, Albania, Estonia, England, Austria, Uzbekistan, Ukraine, Italy, Georgia, Czech Republic, Kazakhstan, Kosovo, Croatia, Kyrgyzstan, Cyprus, Turkiye, Portugal, Poland, France, Finland, Hungary
North America(1)	United States (including Guam, the Maurice Islands, Saipan, and Puerto Rico)
Latin America(31)	Guyana, Guatemala, Granada, Nicaragua, Dominican Republic, Federation of Dominica, Mexico, Barbados, Bahamas, Venezuela, Belize, Bolivia, Brazil, St. Lucia, St. Vincent, St. Kittsnevis, Suriname, Argentina, Antigabouda, Ecuador, El Salvador, Honduras, Jamaica, Chile, Costa Rica, Trinidad, Panama, Panama, Paraguay, Paraguay
Africa(13)	Namibia, South Africa, Liberia, Lesotho, Malawi, Botswana, São Tomépríncipe, Senegal, Seychelles, Swaziland, Cabo Verde, Brundi, Tunisia
Middle East(5)	Morocco, Bahrain, Saudi Arabia, Oman, Israel

### 3. Scholarship

- ※ Please refer to the Scholarship Application Guideline, which is posted on the Graduate School website (<http://graduate.yonsei.ac.kr/en>) "Admission > Applicants Guideline > Scholarship Guide."
- ※ You need to submit the scholarship application form and supporting documents online when you apply for admission. (except for Mirae Campus applicants)
- ※ Results will be announced along with the final admission results

#### A. Sinchon/International Campus

##### 1) Graduate School Scholarship for International Students

Scholarship	Eligibility	Amount & Award Period
Global Leader Fellowship	Outstanding (new) international students recommended by College/School *The minimum GPA to remain in the fellowship is 3.4/4.3 (If GPA does not meet the minimum GPA each semester, scholarship grant will be stopped)	Full Entrance & Tuition Fee, Stipend Master's & PhD: up to 4 <sup>th</sup> semesters Integrated Degree: up to 6 <sup>th</sup> semesters
Outstanding International Student Scholarship (I)	Outstanding international students recommended by each department every semester. Current students: Must have a minimum GPA of 3.4/4.3 for the previous semester	Full Entrance & Tuition Fee One semester (Grantee review and selection process will be conducted for each semester)
Outstanding International Student Scholarships (II)	Outstanding international students recommended by each department every semester. Current students: Must have a minimum GPA of 3.4/4.3 for the previous semester	50% of Entrance & Tuition Fee One semester (Grantee review and selection process will be conducted for each semester)
Outstanding International Student Scholarship (III)	Outstanding international students selected to receive financial support from their department. (Major departments will decide grantees every semester.)	Maximum 50% of Entrance & Tuition Fee Master's & PhD: up to 4 semesters Integrated Degree: up to 6 semesters

- ※ Not applicable for Students of College of Medicine, Dentistry, and Nursing
- ※ Regular semesters: Master's / Ph.D. degree: 4 semesters, Integrated degree: 6 semesters
- ※ Important notes

- 1) Outstanding International Student Scholarship (I), (II) will be granted based on the evaluation conducted by the respective departments and graduate schools every semester, meaning that it can be discontinued in the future.
- 2) Students selected for the Outstanding International Student Scholarship (III) have their scholarship eligibility determined by their respective major departments every semester.
- 3) Global leader fellowship scholarship will be available during regular semesters if grantee's GPA meets the minimum requirement which is above 3.4 on 4.3 scale.

##### 2) Department Scholarship

Department	Eligibility	Amount
English Language and Literature	BK21 Scholarship	KRW 6,000,000(Master) ~ 9,600,000(Ph.D)
Artificial Intelligence	2024-1st semester Freshmen	2024-1st semester full scholarship (Tuition only, except entrance fee)
Integrative Biotechnology	Scholarship will be given from the government subsidy for K-NIBRT project, and it will be provided according to the budget situation of each year.	

## B. Mirae Campus

Scholarship	Note
Outstanding Foreign Student Scholarship (Ph.D.)	<ol style="list-style-type: none"> <li>1) Selection process: Colleges will determine the final grantees from a group of new students who are recommended by academic advisors and the head of department.</li> <li>2) Number of grantees: Two Ph.D. students (including Integrated degree program students) for each college per semester (quotas can be shared between colleges)</li> <li>3) Scholarship: <ul style="list-style-type: none"> <li>- PhD: Full tuition waiver (including entrance fee)</li> <li>Integrated Degree: Full entrance fee, half of tuition fee for the 1st-4th semester</li> <li>Full tuition fee for the 5th and 6th semester will be given based upon evaluation of the grantees' academic performance.</li> <li>- Dormitory fee waiver</li> <li>- RA scholarship awarded to selected students only <ul style="list-style-type: none"> <li>* KRW 400,000 per month (Excluding Jul, Aug, Jan and Feb, vacations)</li> </ul> </li> <li>- If the grantee maintains a GPA of 3.4 or above (on a 4.3 scale) each semester, scholarship is awarded for the rest of regular semesters.</li> </ul> </li> </ol>
Outstanding Foreign Student Scholarship (Master's)	<ol style="list-style-type: none"> <li>1) Selection process: Colleges will determine the final grantees from a group of new students who are recommended by academic advisors and the head of department.</li> <li>2) Number of grantees: One master's student per college per semester (The number can be adjusted among colleges)</li> <li>3) Scholarship: <ul style="list-style-type: none"> <li>- Full entrance fee and half-tuition waiver</li> <li>- Dormitory fee waiver</li> <li>- If the grantee maintains a GPA of 3.4 or above (on a 4.3 scale) each semester, scholarship is awarded for the rest of regular semesters (4 semesters).</li> </ul> </li> </ol>
Ministry of Environment Scholarship	<ol style="list-style-type: none"> <li>1) Accepted Applicants: It will be announced to grantee individually by department</li> <li>2) Scholarship <ul style="list-style-type: none"> <li>- Full-time Students : Maximum 50% of Tuition Fee</li> <li>- Part-time Students and International Students : Maximum 40% of Tuition Fee for 1<sup>st</sup> and 2<sup>nd</sup> semester</li> <li>- The amount and the period of the scholarship support may vary in the future. (Scholarships must not exceed tuition fees.)</li> <li>- After enrollment, students must have a minimum GPA of 3.4/4.3 for the previous semester and complete the course within the period of recipient.</li> <li>- If International Student is granted, leave of absence is not allowed.</li> </ul> </li> </ol>
YM-KIST Bio-Health Convergence Scholarship	<ol style="list-style-type: none"> <li>1) Accepted Applicants: : All students of the Department of YM-KIST Bio-Health Convergence</li> <li>2) Scholarship: 100% of Tuition Fee for Department of YM-KIST Bio-Health Convergence</li> </ol>

\* Except for Students of College of Medicine and College of Nursing

## 4. Tuition

- The tuition fees below are for fall semester 2023 and are subject to change.

Campus	College	Department	Entrance Fee(KRW)	Tuition(KRW)	Total(KRW)
Sin-chon	Liberal Arts	Korean Language and Literature	1,028,000	4,854,000	5,882,000
		Chinese Language and Literature		4,854,000	5,882,000
		English Language and Literature		4,854,000	5,882,000
		German Language and Literature		4,854,000	5,882,000
		French Language and Literature		4,854,000	5,882,000
		Russian Language and Literature		4,854,000	5,882,000
		History		4,854,000	5,882,000
		Philosophy		4,854,000	5,882,000
		Library and Information Science		4,940,000	5,968,000
		Psychology		4,940,000	5,968,000
		Comparative Literature		4,854,000	5,882,000
		Cognitive Science		4,940,000	5,968,000
		Korean Studies		4,854,000	5,882,000
		Linguistics and Informatics		4,854,000	5,882,000
	Commerce & Economics	Economics	1,028,000	4,880,000	5,908,000
		Statistics and Data Science		4,880,000	5,908,000
	Business	Business Administration	1,028,000	4,880,000	5,908,000
	Graduate School Department	Technology and Business Administration		4,880,000	5,908,000
	Science	Mathematics and Computing	1,028,000	5,860,000	6,888,000
		Physics		5,860,000	6,888,000
		Chemistry		5,860,000	6,888,000
		Earth System Sciences		5,860,000	6,888,000
	Engineering	Chemical and Biomolecular Engineering	1,028,000	6,831,000	7,859,000
		Electrical and Electronic Engineering		6,831,000	7,859,000
		Architecture & Architectural Engineering		6,831,000	7,859,000
		Civil and Environmental Engineering		6,831,000	7,859,000
		Mechanical Engineering		6,831,000	7,859,000
		Materials Science and Engineering		6,831,000	7,859,000
		Urban Planning Engineering		6,831,000	7,859,000
		Industrial Engineering		6,831,000	7,859,000
		Science and Technology Policy		6,717,000	7,745,000
	Life Science & Biotechnology	Life Sciences(Systems Biology)	1,028,000	5,860,000	6,888,000
		Life Sciences(Biochemistry)		5,860,000	6,888,000
		Life Sciences(Biotechnology)		6,831,000	7,859,000
		Bioindustrial Engineering		6,717,000	7,745,000
		Integrated OMICS Biomedical science		5,860,000	6,888,000
	Computing	Computer Science	1,028,000	6,831,000	7,859,000
		Artificial Intelligence		6,831,000	7,859,000
	Theology	Theology	1,028,000	4,854,000	5,882,000
	Social Sciences	Political Science	1,028,000	4,854,000	5,882,000
		Public policy and management		4,854,000	5,882,000
		Sociology		4,854,000	5,882,000
		Cultural Anthropology		4,854,000	5,882,000
		Communication		4,854,000	5,882,000
		Area Studies		4,854,000	5,882,000
		Korean Unification Studies		4,854,000	5,882,000
		Social Welfare Policy		4,854,000	5,882,000
(former)Law	Law	1,028,000	4,854,000	5,882,000	
Music	Music	1,028,000	7,479,000	8,507,000	
Human Ecology	Clothing and Textiles	1,028,000	5,860,000	6,888,000	
	Food and Nutrition		5,860,000	6,888,000	
	Interior Architecture & Built Environment		5,860,000	6,888,000	
	Child and Family Studies		5,860,000	6,888,000	
	Integrated Design		5,860,000	6,888,000	
Sciences in Education	Education	1,028,000	4,854,000	5,882,000	
	Physical Education		5,860,000	6,888,000	
	Sport Industry Studies		5,860,000	6,888,000	



Campus	College	Department	Entrance Fee(KRW)	Tuition(KRW)	Total(KRW)
Sin-chon	Medicine	Medicine	1,028,000	7,793,000	8,821,000
		Medical Sciences		7,793,000	8,821,000
		Public Health		5,860,000	6,888,000
		Integrative Medicine		6,831,000	7,859,000
		Medical Device Engineering and Management		6,831,000	7,859,000
		Biomedical Engineering		6,717,000	7,745,000
		Speech Pathology		7,793,000	8,821,000
		Medical Law & Ethics		4,854,000	5,882,000
		Biostatistics and Computing		5,860,000	6,888,000
	Medical Humanities and Social Science	4,854,000	5,882,000		
	Dentistry	Dentistry	1,028,000	7,793,000	8,821,000
		Applied Life Science		7,793,000	8,821,000
	Nursing	Nursing	1,028,000	5,860,000	6,888,000
Advanced Science Institute	Nano Biomedical Engineering	1,028,000	5,860,000	6,888,000	
Inter-national	Computing	Integrated Technology	1,028,000	6,831,000	7,859,000
	Pharmacy	Pharmacy	1,028,000	6,624,000	7,652,000
		Industrial Pharmaceutical Sciences	-	6,881,000	6,881,000
	Medicine	Pharmaceutical Medicine & Regulatory Science	1,028,000	6,624,000	7,652,000
	I_CREATE	Integrative Biotechnology	1,028,000	5,860,000	6,888,000
Underwood International College	Innovation	1,028,000	7,020,000	8,048,000	
	Innovative Science & Engineering		7,520,000	8,548,000	
Mirae	Global Creative Convergence	Korean Language and Literature	1,028,000	4,854,000	5,882,000
		English Language and Literature		4,854,000	5,882,000
		History		4,854,000	5,882,000
		Philosophy		4,854,000	5,882,000
		Business Administration		4,880,000	5,908,000
		Economics		4,880,000	5,908,000
		Public Administration		4,854,000	5,882,000
		International Relations		4,854,000	5,882,000
		Industrial Design		5,860,000	6,888,000
		Environmental Finance		5,860,000	6,888,000
		Visual Communication Design		4,880,000	5,908,000
		Design Management		4,880,000	5,908,000
		Science and Technology Convergence		Environmental and Energy Engineering	1,028,000
	Physics		5,860,000	6,888,000	
	Chemistry		5,860,000	6,888,000	
	Biological Science and Technology		5,860,000	6,888,000	
	Packaging		5,860,000	6,888,000	
	YM-KIST Bio-Health Convergence		5,860,000	6,888,000	
	Software and Digital Healthcare Convergence	Computer Science	1,028,000	5,860,000	6,888,000
		Information and Statistics		5,860,000	6,888,000
		Biomedical Engineering		6,717,000	7,745,000
		Health Administration		5,860,000	6,888,000
		Biomedical Laboratory Science		5,860,000	6,888,000
		Physical Therapy		5,860,000	6,888,000
		Occupational Therapy		5,860,000	6,888,000
		Radiation Convergence Engineering		6,717,000	7,745,000
	Dental Hygiene	5,860,000	6,888,000		
Medicine (Wonju)	Medicine	1,028,000	7,793,000	8,821,000	
	Global Medical Science		7,793,000	8,821,000	
	Wellness and Healthy Aging		7,793,000	8,821,000	
	Biostatistics		7,793,000	8,821,000	
Nursing (Wonju)	Nursing	1,028,000	5,860,000	6,888,000	

※ The registration (tuition payment) period and process will be provided through the Guidelines for Admitted Students

## 5. Dormitory

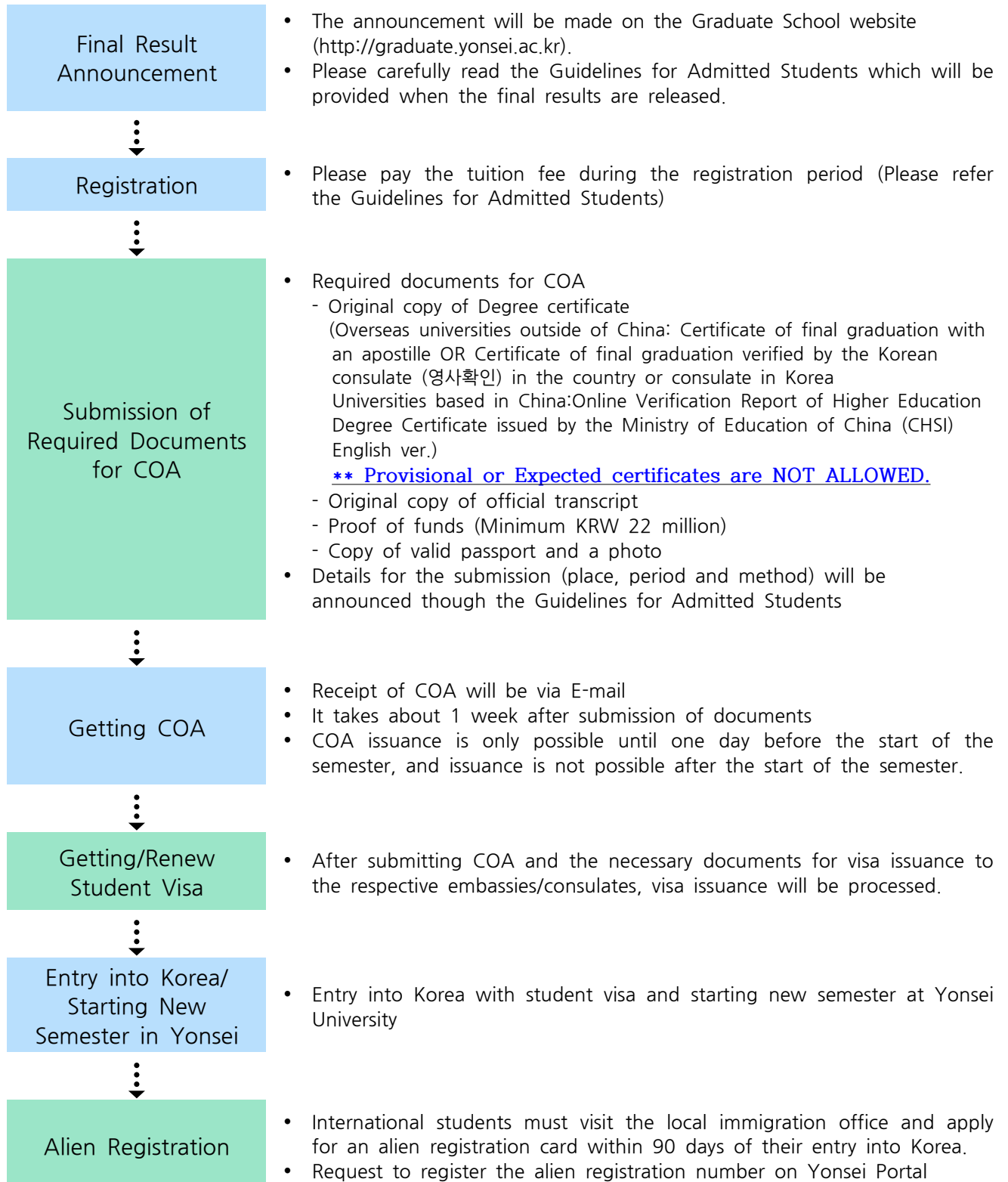
Dormitory		Qualification and Conditions	Application Process and Contact Number
Sinchon Campus	Muak 1 Dormitory(Male), Muak 2 Dormitory(Female)	- Graduate Students of Seoul Campus whose parents are residing overseas or outside of Seoul - Applicant's GPA should be 1.7(Male) ~ 2.0(Female) /4.3 or over	▶ Online application on the Muak Dormitory website ( <a href="https://dorm.yonsei.ac.kr">https://dorm.yonsei.ac.kr</a> ) ▶ +82-2-2123-3601/3622/8419
	Muak 3 Dormitory	Students of the College of Dentistry or Nursing	
	Muak 4 Dormitory	- Int'l Students of Seoul Campus - Applicant's GPA should be 2.0/4.3 or over	
	International House	Exchange students, international students, domestic students	▶ Online application on the website ( <a href="https://dorm.yonsei.ac.kr">https://dorm.yonsei.ac.kr</a> ) ▶ +82-2-2123-7481
	SK Global House	Exchange students, international students, domestic students	▶ Online application on the website ( <a href="http://dorm.yonsei.ac.kr">http://dorm.yonsei.ac.kr</a> ) ▶ +82-2-2123-4616
	Beophyeon House	Graduate Students	▶ Online application on the website ( <a href="https://dorm.yonsei.ac.kr">https://dorm.yonsei.ac.kr</a> ) ▶ +82-2-2123-3617
	Chejung House	Graduate Students of the College of Medicine	▶ Online application on the website ( <a href="http://jbhaksa.yonsei.ac.kr">http://jbhaksa.yonsei.ac.kr</a> ) ▶ +82-2-2228-2700
International Campus	Global Campus Dormitory	Enrolled students in International Campus	▶ +82-32-749-2202, <a href="mailto:residence@yonsei.ac.kr">residence@yonsei.ac.kr</a> ▶ Website ( <a href="https://yicdorm.yonsei.ac.kr">https://yicdorm.yonsei.ac.kr</a> )
Mirae (Wonju) Campus	Maeji Student Housing Complex		▶ Website ( <a href="https://wjddorm.yonsei.ac.kr/">https://wjddorm.yonsei.ac.kr/</a> ) ▶ +82-33-760-5300
	Woneui 1 Dormitory		▶ Website ( <a href="http://medical.yonsei.ac.kr/we/univ_life_5">http://medical.yonsei.ac.kr/we/univ_life_5</a> ) ▶ +82-33-741-0217

※ Dormitory application and fee will be outlined in the Guidelines for Admitted Students

## 6. Certificate of Admission(COA) for VISA Issuance

※ Certificate of Admission(COA) is for issuing student visa. Students who has different type of visa(type A, E or F) don't need it.

### ○ How to issue COA and Student visa



## 7. Department Contact Information

### – Sinchon/International Campus

Department	Tel	E-mail	Department	Tel	E-mail
Korean Lang. & Lit.	02-2123-2265	koreanlit@yonsei.ac.kr	Political Science	02-2123-2940	pgpolitics@yonsei.ac.kr
Chinese Lang. & Lit.	02-2123-2285	chinese@yonsei.ac.kr	Public policy and management	02-2123-2955	pa2955@yonsei.ac.kr
English Lang. & Lit.	02-2123-2300	english@yonsei.ac.kr	Sociology	02-2123-2420	sociology@yonsei.ac.kr
German Lang. & Lit.	02-2123-2330	ysgerman@yonsei.ac.kr	Cultural Anthropology	02-2123-6221	culture@yonsei.ac.kr
French Lang. & Lit.	02-2123-2345	franys@yonsei.ac.kr	Communication	02-2123-2970	gradcomm@yonsei.ac.kr
Russian Lang. & Lit.	02-2123-2360	slavic@yonsei.ac.kr	Area Studies	02-2123-4251	ysarea@yonsei.ac.kr
History	02-2123-2370	yhisto@yonsei.ac.kr	Korean Unification Studies	02-2123-4605	unification@yonsei.ac.kr
Philosophy	02-2123-2390	cholphak@yonsei.ac.kr	Social Welfare Policy	02-2123-7921	swpolicy@yonsei.ac.kr
Library and Info. Science	02-2123-2405	yslis@yonsei.ac.kr	Law	02-2123-2987	hklee86@yonsei.ac.kr
Psychology	02-2123-2433	psylab@yonsei.ac.kr	Music	02-2123-3029	ysmusic3560@yonsei.ac.kr
Comparative Lit.	02-2123-3239	complit@yonsei.ac.kr	Clothing and Textiles	02-2123-3096	yjs@yonsei.ac.kr
Cognitive Science	02-2123-3240	ycogsci@yonsei.ac.kr	Food and Nutrition	02-2123-3093	jeyoun@yonsei.ac.kr
Korean Studies	02-2123-4113	koreanstudies@yonsei.ac.kr	Interior Architecture & Built Environment	02-2123-3095	ceramic1@yonsei.ac.kr
Linguistics and Info. Science	02-2123-4779	linginfo@yonsei.ac.kr	Child and Family Studies	02-2123-3094	woosou@yonsei.ac.kr
Economics	02-2123-2465	ysgrad_econ@yonsei.ac.kr	Integrated Design Education	02-2123-3092	sy13@yonsei.ac.kr
Statistics and Data Science	02-2123-2535	stat@yonsei.ac.kr	Physical Education	02-2123-3170	eduyonsei@yonsei.ac.kr
Business Administration	02-2123-6256	msphd.ysb@yonsei.ac.kr	Sport Industry Studies	02-2123-3185	uicinv@yonsei.ac.kr
Technology and Business Administration	02-2123-4484	yonseimot@yonsei.ac.kr	Medicine	02-2123-6190	sportleisure@yonsei.ac.kr
Mathematics	02-2123-2580	math@yonsei.ac.kr	Public Health	02-2228-2579	kde@yuhs.ac
Computational Science and Engineering	02-2123-6121	csdept@yonsei.ac.kr	Medical Sciences	02-2228-2035	medsci@yuhs.ac
Physics	02-2123-2605	ysphysics@yonsei.ac.kr	Integrative Medicine	02-2228-1861	yjeong@yuhs.ac
Chemistry	02-2123-2630	chem@yonsei.ac.kr	Medical Device Engineering and Management	02-2019-5440	MRA@yuhs.ac
Earth System Sciences	02-2123-2665	earthsys@yonsei.ac.kr	Biomedical	02-2019-5440	MDI@yuhs.ac
Atmospheric Sciences	02-2123-8224	astro-yonsei@yonsei.ac.kr	Speech Pathology	02-2228-1912	JSYU709@yuhs.ac
Astronomy	02-2123-8150	atmos@yonsei.ac.kr	Medical Law & Ethics	02-2228-3902	slp_sci@yuhs.ac
Chemical and Biomolecular	02-2123-2750	chemeng2750@yonsei.ac.kr	Biostatistics and Computing	02-2228-2531	yar0225@yuhs.ac
Electrical and Electronic	02-2123-2765	sujung2@yonsei.ac.kr	Medical Humanities and Social Science	02-2228-2495	deptbios@yuhs.ac
Architecture & Architectural	02-2123-2780	archi@yonsei.ac.kr	Dentistry	02-2228-2470	medhistory@yuhs.ac
Civil and Env.	02-2123-4929	gradcivil@yonsei.ac.kr	Applied Life Science	02-2228-3014	euijung@yuhs.ac
Mechanical	02-2123-2810	nmh@yonsei.ac.kr	Nursing	02-2228-3018	bk21den@yuhs.ac
Materials Science and Engineering	02-2123-2830	ymse@yonsei.ac.kr	Nano Biomedical Engineering	02-2228-3237	wansu95@yuhs.ac
Urban Planning	02-2123-2890	urban@yonsei.ac.kr		02-2123-4746	nanobme@yonsei.ac.kr
Industrial Engineering	02-2123-4010	ie@yonsei.ac.kr	<b>International Campus</b>		
Science and Technology Policy	02-2123-5736	ytep@yonsei.ac.kr	Integrated Technology	032-749-5850	sitgrad@yonsei.ac.kr
Systems Biology	02-2123-2650	biology@yonsei.ac.kr	Pharmacy	032-749-4153	yoojin@yonsei.ac.kr
Biochemistry	02-2123-2695	biochem@yonsei.ac.kr	Industrial Pharmaceutical Sciences	032-749-4175	pharmind@yonsei.ac.kr
Biotechnology	02-2123-2880	biotech@yonsei.ac.kr	Pharmaceutical Medicine & Regulatory Science	032-749-4177	hwlee22@yonsei.ac.kr
Bioindustrial Engineering	02-2123-7299	bioin@yonsei.ac.kr	Integrative Biotechnology	032-749-2148	ibtm@yonsei.ac.kr
Integrated OMICS Biomedical science	02-2123-6590	marc@yonsei.ac.kr	Innovation	032-749-3762	uicinv@yonsei.ac.kr
Computer Science	02-2123-5705	csgrad@yonsei.ac.kr	Innovative Science & Engineering	032-749-3710	uic_invse@yonsei.ac.kr
Artificial Intelligence	02-2123-5708	ai@yonsei.ac.kr			
Theology	02-2123-2898	ysugst@yonsei.ac.kr			

## – Mirae Campus

Department	Tel	E-mail	Department	Tel	E-mail
Korean Language and Literature	033-760-2176	ywkl@yonsei.ac.kr	Packaging	033-760-2220	bum@yonsei.ac.kr
English Language and Literature	033-760-2177	engl@yonsei.ac.kr	YM-KIST Bio-Health Convergence	033-760-2290	ktj@yonsei.ac.kr
History	033-760-2178	historyculture@yonsei.ac.kr	Computer Science	033-760-2420	youngcho@yonsei.ac.kr
Philosophy	033-760-2179	zhenli008@yonsei.ac.kr	Information and Statistics	033-760-2420	dreamon@yonsei.ac.kr
Business Administration	033-760-2188	shw0205@yonsei.ac.kr	Biomedical Engineering	033-760-2405	ywdbme@yonsei.ac.kr
Economics	033-760-2187	econoffice225@gmail.com	Health Administration	033-760-2418	kevin0329@yonsei.ac.kr
Public Administration	033-760-2190	gpad@yonsei.ac.kr	Biomedical Laboratory Science	033-760-2419	bmls@yonsei.ac.kr
International Relations	033-760-2192	yonseiir@gmail.com	Physical Therapy	033-760-2418	pteagle@yonsei.ac.kr
Industrial Design	033-760-2745	kosg@yonsei.ac.kr	Occupational Therapy	033-760-2405	haepark@yonsei.ac.kr
Environmental Finance	033-760-2745	yvd@yonsei.ac.kr	Radiation Convergence Engineering	033-760-2419	psy1122@yonsei.ac.kr
Visual Communication Design	033-760-2973	yhj2117@yonsei.ac.kr	Dental Hygiene	033-760-2422	yujin0118@yonsei.ac.kr
Design Management	033-760-2745	jmrhi@yonsei.ac.kr	Medicine	033-741-0215	me2me2jhc@yonsei.ac.kr
Environmental and Energy Engineering	033-760-2215	th3004@yonsei.ac.kr	Global Medical Science	033-741-0215	me2me2jhc@yonsei.ac.kr
Physics	033-760-2210	flower@yonsei.ac.kr	Wellness and Healthy Aging	033-741-0215	me2me2jhc@yonsei.ac.kr
Chemistry	033-760-2215	dojang@yonsei.ac.kr	Biostatistics	033-741-0215	me2me2jhc@yonsei.ac.kr
Biological Science and Technology	033-760-2290	dormi@yonsei.ac.kr	Nursing	033-741-0392	ksbin@yonsei.ac.kr

## 8. Others

### ○ Guidance on safety education for new students in science and engineering departments

- 1) New students from the following colleges are required to complete the safety education in accordance with our university's regulations: College of Science, College of Engineering, College of Life Science & Biotechnology, College of Computing, College of Human Ecology, College of Medicine, College of Pharmacy, College of Underwood ISED
- 2) If the required education is not completed, following actions will be taken: access to the laboratory or participation in experiments will be prohibited, there will be disadvantages in the allocation of scholarships, and the concerned student will be required to have an interview with the advisor. ※ Contact for inquiries: Facility safety team (02-2123-2176)



Seoul Campus(Sinchon/International)

Tel 82-2-2123-8458 E-mail [ysgrad@yonsei.ac.kr](mailto:ysgrad@yonsei.ac.kr)

(03722) Stimson Hall 2F, 50 Yonsei-ro, Seodaemun-gu, Seoul

Mirae Campus

Tel 82-33-760-5032 E-mail [ysgrad\\_Mirae@yonsei.ac.kr](mailto:ysgrad_Mirae@yonsei.ac.kr)

(26493) Mirae Hall 135, 1 Yonseidae-gil, Wonju-si, Gangwon-do